

# WINTER ASSIGNMENT

## UKG TO GRADE 1





Name \_\_\_\_\_

Section \_\_\_\_\_

Class \_\_\_\_\_


# The Ship with the Chick

One sunny day, a little chick named Chip went for a walk near the ship on the beach.




Chip heard a shhh sound. "What is that?" he said.


Then he saw a big blue whale splashing in the water. Whish! Whish!




Chip laughed. "That's funny!" Suddenly, his friend Theo the dolphin swam up. "Thank you for coming to play, Chip!" said Theo.



Chip jumped with joy. They played catch with a shell. They made shapes in the sand.








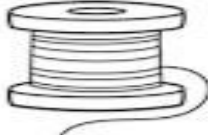


When the sun began to set, the whale called out, "Who wants a ride back to the ship?"







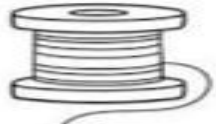
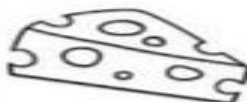






Q2) Choose the correct beginning sound of each picture.

	<input type="text"/>		<input type="text"/>
	<input type="text"/>		<input type="text"/>
	<input type="text"/>		<input type="text"/>
	<input type="text"/>		<input type="text"/>

sh	ch	th	sh
ch	sh	ch	th

Q)3 Think and write the correct digraphs in the given boxes

	<input type="text"/>	<input type="text"/>		<input type="text"/>	<input type="text"/>
	<input type="text"/>	<input type="text"/>		<input type="text"/>	<input type="text"/>
	<input type="text"/>	<input type="text"/>		<input type="text"/>	<input type="text"/>
	<input type="text"/>	<input type="text"/>		<input type="text"/>	<input type="text"/>
	<input type="text"/>	<input type="text"/>		<input type="text"/>	<input type="text"/>

Picture composition is the process of looking at a picture and describing what is happening by creating a short story or sentences about it.

- Look at the pictures and answer the questions given below:




1. What is shown in the picture?
2. How many children can you see?
3. What are the children doing?
4. What season is it?

---

---

---

---



1. What is shown in the picture?
2. How many children are there?
3. What are the children doing?
4. Are the children happy or sad?

---


---

---

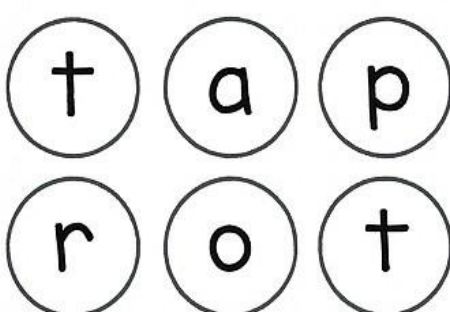
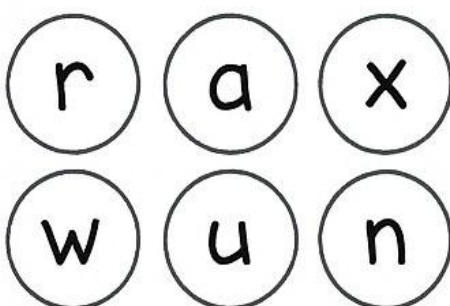
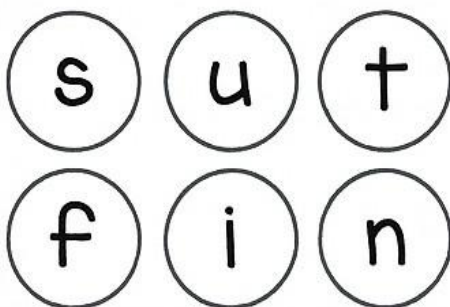


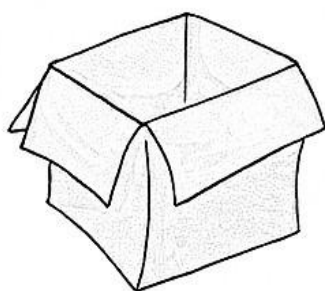
---



Name it, connect it and write it.



jam



Read the sentences given below.

This is a girl.



This is a boy.



She can run.



He can run.



She can hop.



He can hop.



She can jump.



He can jump.



Now, write about yourself.

I am a \_\_\_\_\_.

I can \_\_\_\_\_.



## This and That

- This is used when things are near.
- That is used when things are far.

Fill in the blanks by using this/that.

• \_\_\_\_\_ is my cat.



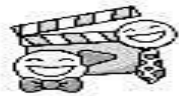
• \_\_\_\_\_ is a big tree.



• \_\_\_\_\_ book is interesting.



• \_\_\_\_\_ movie was funny.



• \_\_\_\_\_ is my friend, Sarah.



• \_\_\_\_\_ cake looks delicious.




• \_\_\_\_\_ car is fast.



• \_\_\_\_\_ dog is cute.



Read and circle the names of each picture.




bag

dog

big

den

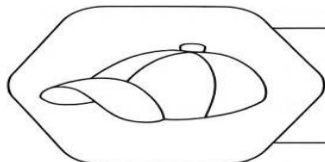


fan

run

rod

mug




car

can

cap

cut




sail

rain

mail

rail




cheese branch bunch chair



## Prepositions

A preposition is a word that shows where something is, when something happens, or how something moves.

# PREPOSITIONS



**Fill in the blanks using the following list of prepositions:**

- 1 The bear is standing \_\_\_\_\_ the stool.
- 2 The sun is shining \_\_\_\_\_ the tree.
- 3 The rocking horse is \_\_\_\_\_ the table.
- 4 The cat is \_\_\_\_\_ the treasure chest.
- 5 The flowers are \_\_\_\_\_ the vase.
- 6 The bee is buzzing \_\_\_\_\_ the flowers.
- 7 The table is \_\_\_\_\_ the vase.
- 8 The stool is \_\_\_\_\_ the bear.

**above**

**in**

**below**

**under**

**above**

**under**

**on**

**inside**

Match each sentence with the correct picture.



**The sun is hot.**

**This man is fat.**

**This cat is sad.**

**The pie is yum.**

**That is a web.**



### Use of a/an




\_\_\_\_\_ mango



\_\_\_\_\_ cap



\_\_\_\_\_ tomato



\_\_\_\_\_ egg



\_\_\_\_\_ owl



\_\_\_\_\_ whistle



\_\_\_\_\_ book



\_\_\_\_\_ igloo



\_\_\_\_\_ ant



\_\_\_\_\_ umbrella

**Rearrange the given words in a proper and meaningful sentences.**

mom my she is

---

is blue my cap

---

is happy he

---

bag my is this

---

happy am i

---

girl is she a

---

can hop he

---

log is this a

---

hot sun is the

---



## **WINTER ASSIGNMENT ACTIVITIES (ENGLISH)**

**Activity 1: Make a sentence for the given below words:**

**Words: snow – cold – play – jacket – hot milk**

**Choose any 3 words and make any 3 simple sentences.**

**Example: I wear a warm jacket.**

**Activity 2: Correct the Sentences:**

- 1. the snow is white**
- 2. i drink hot milk**
- 3. we plays in winter**

**Activity 3: Jumbled Sentences**

**Rearrange and write correctly:**

- 1. is / it / cold**
- 2. coat / wear / I**
- 3. winter / like / I**

**Topic: Picture Composition**

**Activity 4: Winter Scene Writing**

**Paste or draw a winter picture (children in jackets, snow, bonfire, fog).**

**Students will write 3–4 lines such as:**

- It is winter season.**
- I wear warm clothes.**
- We sit near the fire.**
- I like hot soup.**

**Topic: Nouns (Naming Words)**

**Activity 5: Circle the Nouns**

- 1. The snow is white.**
- 2. The boy wears a jacket.**
- 3. We drink soup in winter.**

Colour the given below picture.



Subject: Mathematical Development

Write the numbers that come before, between and after.

Before

\_\_\_\_ 7

\_\_\_\_ 17

\_\_\_\_ 12

\_\_\_\_ 1

\_\_\_\_ 20

\_\_\_\_ 65

\_\_\_\_ 65

Between

1 \_\_\_\_ 3

20 \_\_\_\_ 22

8 \_\_\_\_ 10

14 \_\_\_\_ 16

31 \_\_\_\_ 33

19 \_\_\_\_ 13

12 \_\_\_\_ 14

After

6 \_\_\_\_

13 \_\_\_\_

29 \_\_\_\_

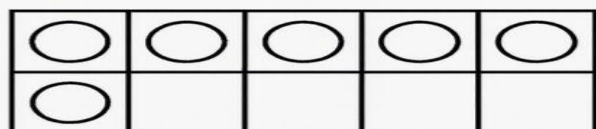
34 \_\_\_\_

17 \_\_\_\_

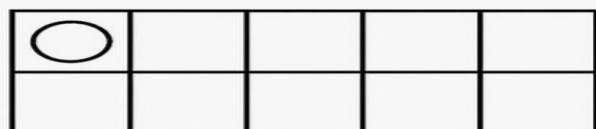
39 \_\_\_\_

40 \_\_\_\_

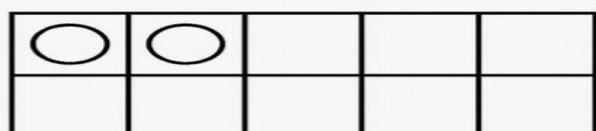
Draw more to make a frame of 10 and complete the given sums.



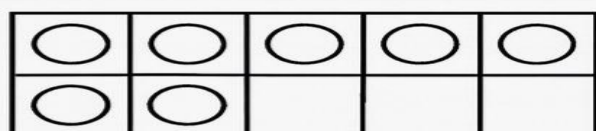
$$\underline{6} + \underline{\quad} = \underline{10}$$



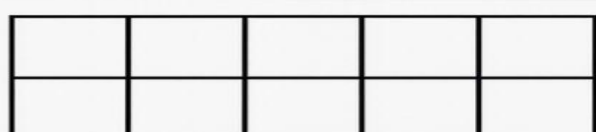
$$\underline{1} + \underline{\quad} = \underline{10}$$



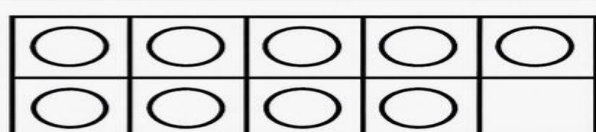
$$\underline{2} + \underline{\quad} = \underline{10}$$



$$\underline{7} + \underline{\quad} = \underline{10}$$



$$\underline{5} + \underline{\quad} = \underline{10}$$



$$\underline{9} + \underline{\quad} = \underline{10}$$



## Numbers in Words

Unscramble the words

1	eon	
2	wot	
3	heert	
4	uorf	
5	efiv	
6	is x	
7	veens	
8	hgtei	
9	enin	
10	tne	

## ADDITION

$$\begin{array}{r} 4 \\ + 5 \\ \hline \end{array}$$

$$\begin{array}{r} 6 \\ + 1 \\ \hline \end{array}$$

$$\begin{array}{r} 8 \\ + 1 \\ \hline \end{array}$$

$$\begin{array}{r} 7 \\ + 0 \\ \hline \end{array}$$

$$\begin{array}{r} 2 \\ + 3 \\ \hline \end{array}$$

$$\begin{array}{r} 3 \\ + 6 \\ \hline \end{array}$$

$$\begin{array}{r} 4 \\ + 4 \\ \hline \end{array}$$

$$\begin{array}{r} 9 \\ + 3 \\ \hline \end{array}$$

$$\begin{array}{r} 7 \\ + 2 \\ \hline \end{array}$$

$$\begin{array}{r} 5 \\ + 2 \\ \hline \end{array}$$

$$\begin{array}{r} 7 \\ + 7 \\ \hline \end{array}$$

$$\begin{array}{r} 6 \\ + 2 \\ \hline \end{array}$$

# SUBTRACTION

$$\begin{array}{r} 7 \\ - 5 \\ \hline \end{array}$$

$$\begin{array}{r} 2 \\ - 3 \\ \hline \end{array}$$

$$\begin{array}{r} 7 \\ - 2 \\ \hline \end{array}$$

$$\begin{array}{r} 4 \\ - 1 \\ \hline \end{array}$$

$$\begin{array}{r} 3 \\ - 6 \\ \hline \end{array}$$

$$\begin{array}{r} 5 \\ - 5 \\ \hline \end{array}$$

$$\begin{array}{r} 8 \\ - 6 \\ \hline \end{array}$$

$$\begin{array}{r} 4 \\ - 4 \\ \hline \end{array}$$

$$\begin{array}{r} 7 \\ - 7 \\ \hline \end{array}$$

$$\begin{array}{r} 9 \\ - 6 \\ \hline \end{array}$$

$$\begin{array}{r} 9 \\ + 3 \\ \hline \end{array}$$

$$\begin{array}{r} 6 \\ + 4 \\ \hline \end{array}$$



$$4 - 2 = 2$$



$$3 - 2 = \underline{\quad}$$



$$5 - 2 = \underline{\quad}$$



$$4 - 1 = \underline{\quad}$$



$$3 - 1 = \underline{\quad}$$



$$4 - 2 = \underline{\quad}$$



$$2 - 2 = \underline{\quad}$$




$$2 - 1 = \underline{\quad}$$

**Write the numbers from 1-80**

[illegible]



### Activity:1-Comparison (Alligator Model)



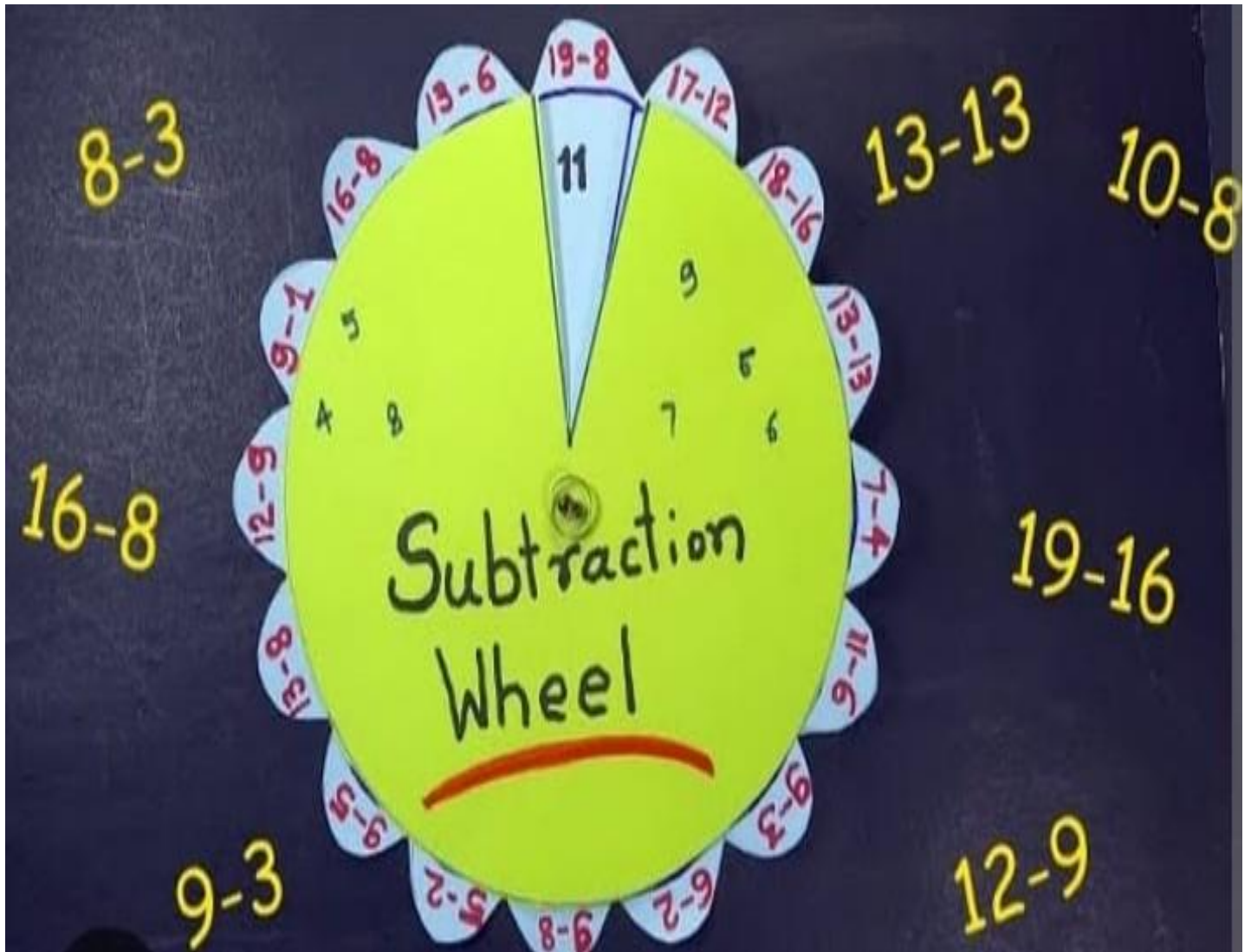
**Material Required:** Coloured craft paper, glue, marker, googly eyes and sticky notes.

**Objectives:** Students will be able to compare the numbers using the greater than(>), lesser than(<) and equal to(=) signs.

**Note:** Students are required to prepare the above given model of comparison with the help of the given material. The model should represent the comparison of two numbers.

## Activity:2

### Subtraction wheel model



Material required: Round cardboard cutout, coloured craft paper, gluestick, scissors, sketch pen and push pin.

Objective: Students will be able to revise their concept of subtraction by means of art and craft.

Note: Students are required to make the above given subtraction wheel with the help of given material. The model should represent the subtraction of different numbers.

Subject: Social Development and Creative Development

**INTRODUCE YOURSELF:**

**MY NAME IS** \_\_\_\_\_

**I AM** \_\_\_\_\_ **YEARS OLD**

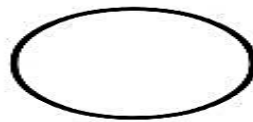
**I AM A:**

**BOY**

**GIRL**



**MY FAVORITE COLOR IS:**



This is my family!





**Match the pictures of the festivals with their names.**



Christmas




Eid



Diwali

**How are you feeling today? Draw it.**



**Circle the odd one out below.**



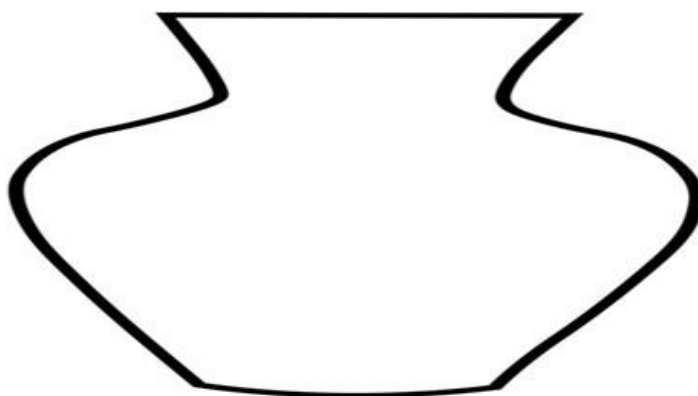
parrot

pigeon

caterpillar

sparrow


**Decorate the vase and draw your favourite flower inside it.**




**Color the fruits.**




**Some animals have lost their way to their homes. Take them home.**



ant



nest




spider



ant hole



bird



web

**Join the helpers with their tools.**



broom




doctor



stethoscope



sweeper

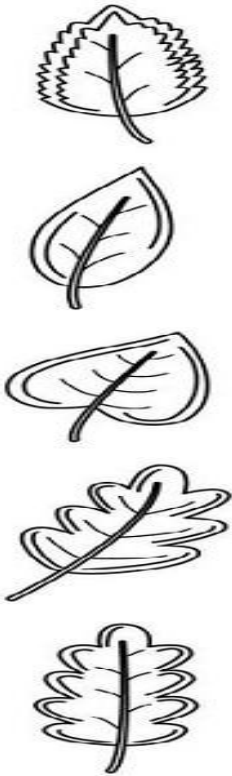


saw



carpenter

**Match the leaves with their shadows.**




**How many colors are there in the rainbow?**

a) 5

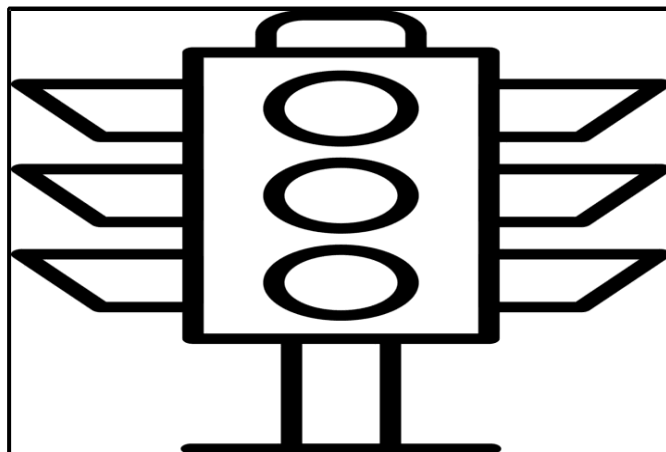
b) 7

c) 9

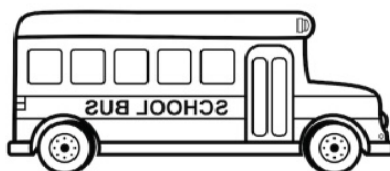
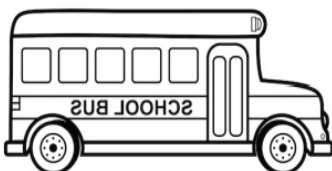
d) 4




**Color the traffic lights.**



**Color the school bus which will reach the school first.**



Draw your favorite vehicle and color it.





Who helps us when we are sick? (tick the correct answer)

a)Teacher



b)Doctor

c)Carpenter

Write the first letter of the given below community helpers .



Colour the animal that is the nearest to the tree.





**Make the face of Santa Clause using material like Paper plate, cotton balls , craft paper and googly eyes. (reference picture given below)**



**Draw a picture of tree and draw some snowflakes with your fingers using white poster colour. (Take help from the given below picture)**



Colour the given picture according to the colour code assigned to the numbers.



= 1



= 3



= 5




= 2



= 4




= 6




# Design a Winter Hat


Decorate the hat with your favorite colors, designs or shapes.



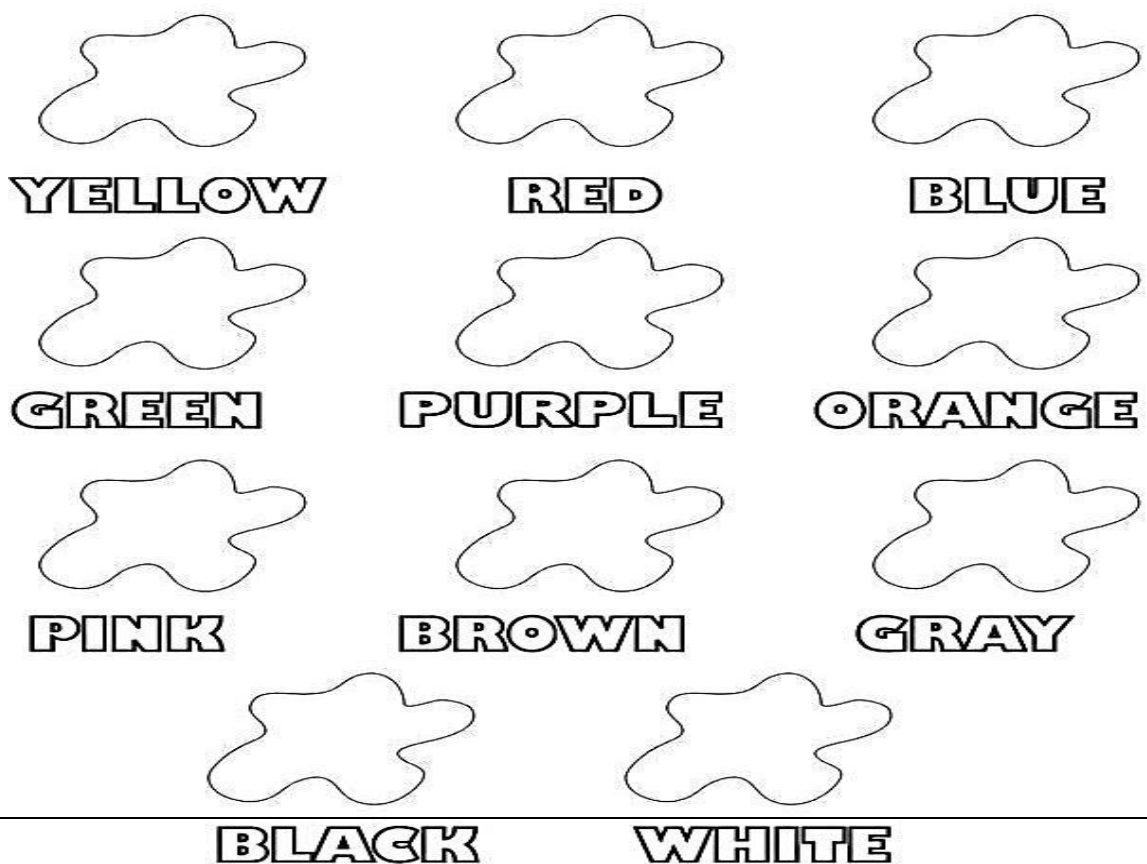
Trace the winter clothes, then color!



# Matching Shapes



## COLOURS



# Reading Practice Activities

## 1. Letter Recognition Activities

### a) Touch & Say

- Show a letter card.
- Child touches the letter and says its name + sound.

### b) Find the Letter

- Place 3–4 letters on the table.
- Ask: “Can you find A?”
- They point and say the sound.

### c) Air Writing

- Say a letter.
- Child draws it in the air with big arm movements.

## 2. Sound (Phonics) Activities

### a) Sound of the Day

- Choose 1 sound (example: /b/).
- Child says the sound and finds objects starting with that sound.

### b) Beginning Sound Match

- Give picture cards (ball, cat, apple).
- Child matches picture to the correct letter.

### c) Listen & Guess

- Say “/m/ /m/ /m/.”
- Child picks the picture that starts with /m/.

## 3. Very Simple Blending Activities

### a) Slide the Sounds

- Write: c – a – t
- Child slides finger and says: “cat.”



### **b) CVC Picture Match**

- Show a picture (cat).
- Child picks the word card "cat."

### **c) Slow to Fast**

- Say slowly: "c...a...t."
- Then faster: "cat."
- Child repeats.

## **4. Sight Word Activities**

Use: a, the, is, it, to, in, on

### **a) Read & Stick**

- Child reads a word and sticks it on board.

### **b) Touch & Read**

- Child touches each sight word and reads.

### **c) Trace & Read**

- Trace → read → colour a picture.

## **5. Vocabulary Building Activities**

### **a) Name the Object**

- Show real objects.
- Child names them and says: "This is a cup."

### **b) Picture Talk**

- Show picture.
- Ask: "What can you see?"

### **c) Action Words**

- Show action pictures.
- Child acts (jump, clap, run).

## **6. Reading Comprehension**

### **a) Look & Tell**

- Show a picture.
- Ask: "Who is this? What is he/she doing?"

### **b) Story Retell (First → Then → Last)**

### **c) Match Picture to Sentence**

- "The cat is big."
- "The boy is sad."

## **7. Fun Multi-Sensory Activities**

### **a) Rainbow Tracing**

### **b) Letter Building with blocks**

### **c) Salt Tray Writing**

## Sound (Phonics) Activities



a) Touch & Say



b) Find the Letter



c) Air Writing

## Very Simple Blending Activities



a) Slide the Sounds



cat

b) CVC Picture Match



c) Slow to Fast

## Sight Word Activities



a) Read & Stick



b) Touch & Read



c) Trace & Read

## Vocabulary Building Activities



Who is a cup



What can you see?




Action Words

# Letter Recognition (Activities Activities)

## Letter Hunt

Spread alphabet cards on the floor,  
Call out a letter,  
Child finds and pick it.



## Sand or Salt Tray Writing


Put sand/salt in tray.



↑ S or sin lewr-sarntio

## Letter-Matching Clips

Write uppercase on cards and looere.



# Blending & CVC Word Activities

## Word Slider

Make a paper slider for CVC words c-ar

Slide to change letters:



## Tap and Blend

Tap each sound  
/c//a//t/ (biet

Slide hand to blend



## Picture-Word Match

Show a picture  
sun and 3 words



# Vocabulary Building Activities (Very Basic)

## Picture Talk

Show a picture of  
a park/zoo  
What do you see?"



## Label the Classroom

Place sight word cards  
in a circie. Play music.



## Story Bag

Put story-related  
items (toy dog, bow,  
wo's<sup>2</sup> bone



## Note:

You are kindly requested to make your child practice daily transcription and daily reading at home.

**Please ensure the following:**

- **English transcription should be written daily in a four-line notebook.**
- **Urdu transcription should also be done daily in the designated Urdu notebook.**
- **Kindly encourage your child to do daily reading of simple storybooks, class readers, or any age-appropriate material to improve fluency and comprehension.**
- **Please help your child frame a few sentences related to the following topics and write them neatly:**
  - **My School**
  - **My Family**
  - **My Pet**
  - **How I Spent my vacations**
  - **First Snowfall of the Season**
  - **My Favourite Teacher**
  - **My Hobby**
  - **My Favourite Toy**

**Regular reading and writing practice will strengthen your child's vocabulary, fluency, sentence formation, and overall language development.**



## Subject: Urdu

پیارے طلباء موسم سرما کی تعطیلات کو درست طریقے سے استعمال کرنے کا طریقہ یاد رکھنے کے لیے کچھ اہم جانکاریاں۔  
اردو نوٹ بک کو ہر موضوع کے مناسب اشاریہ کے ساتھ رکھیں۔  
روزانہ اردو و ٹرانسکرپشن کا ایک صفحہ لکھیں۔  
ہر روز اردو میں ایک نیا لفظ دریافت کرنے کی کوشش کریں۔  
سرگرمیاں کرنے کے لیے ایک مناسب سکریپ بک کو برقرار رکھیں۔

آئیے پچھلے موضوعات پر نظر ثانی کرتے ہیں۔

خالی جگہ میں درست حرف لکھیں

ا \_\_\_\_\_ پ \_\_\_\_\_ ٹ \_\_\_\_\_ ث \_\_\_\_\_

ج \_\_\_\_\_ خ \_\_\_\_\_

د \_\_\_\_\_ ر \_\_\_\_\_ ث \_\_\_\_\_

س \_\_\_\_\_ ض \_\_\_\_\_ ط \_\_\_\_\_

ع \_\_\_\_\_ ف \_\_\_\_\_ ک \_\_\_\_\_

ل \_\_\_\_\_ ن \_\_\_\_\_ و \_\_\_\_\_

ء \_\_\_\_\_

حروف تہجی کی آدھی اشکال لکھیے۔

ب	خ	ق	
پ	س	ک	
ت	ش	گ	
ٹ	ص	ل	
ث	ض	م	
ج	ع	ن	
چ	غ	ہ	
ح	ف	ی/ے	

اردو مصوتوں کا جوڑ دوسرے حروف کے ساتھ۔

حرف	ا	و	ی	ر
ب	با	بو	بی	برا
ج	جا	جو	جی	جرا
د				
ر				
س				
ص				
ط				
ع				
ف				
ک				
ل				
م				
ن				
ہ				

## بھاری حروف

اردو میں کچھ حروف کی دوستی کے ساتھ ہیں، جنہیں بھاری حروف کہتے ہیں۔

بھ، پھ، تھ، ٹھ، جھ، چھ، دھ، ڈھ، ٹھ

کھ، گھ، لھ، ٹھ

ان حروف سے نئے الفاظ بنتے ہیں، لیکن چند ایسے بھی ہیں جو حرف کے درمیاں

استعمال ہوتے ہیں۔

جیسے: ننھی، چولہا، پڑھنا

دو چشمے (ھ) کا جوڑ لکھیے

بہار یحروف	ا	و	ی	ے
بہ	بھا	بھو	بھی	بھے
پہ				
تہ				
ٹہ				
جہ				
چہ				
دھ				
ڈھ				
ڑھ				
کھ				
گھ				
لھ				
نھ				

رنگ بھریں اور چیکو کے متعلق دو جملے لکھیں


دوست

شوق

گاجر

کھاتا

ہے



سے

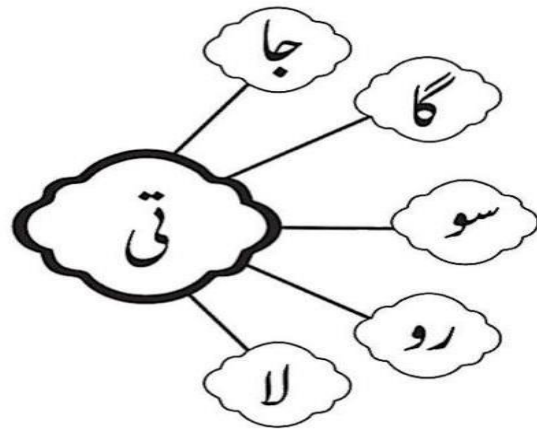
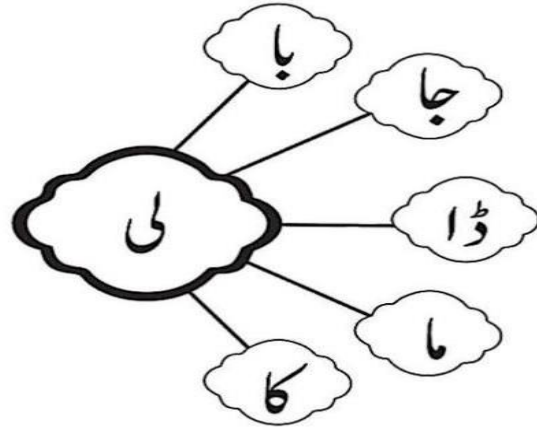
میرا

---

---



بالی



دیئے گئے جملے مناسب اسم کی مدد سے مکمل کریں:

گاڑی آم پھول گھر عالی



۱۔ یہ ایک  ہے۔



۲۔  اچھا بچہ ہے۔



۳۔ یہ  ہے۔




۴۔ یہ میری  ہے۔



۵۔  پیلا ہے۔

حروف ملا کر لفظ بنائیں

کاٹا



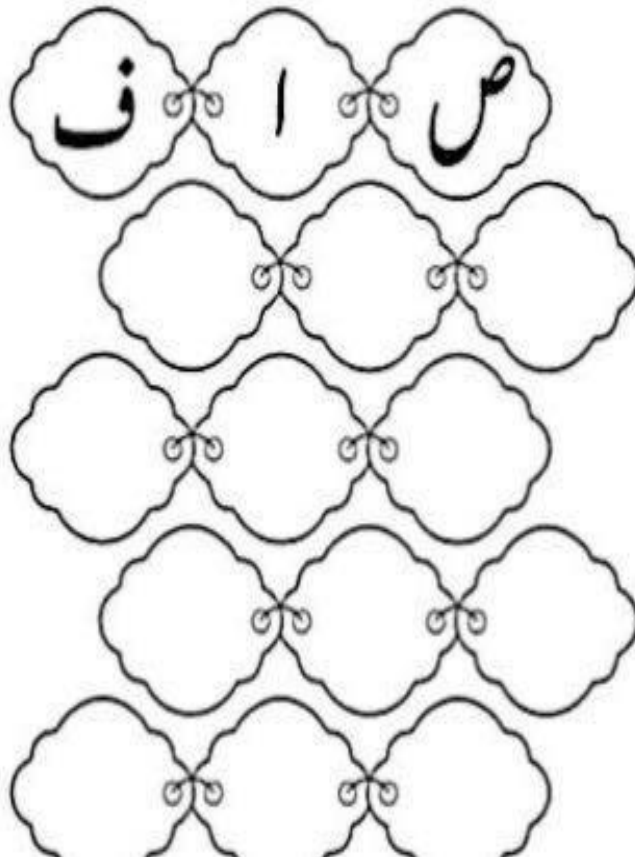
\_\_\_\_\_

\_\_\_\_\_

\_\_\_\_\_

\_\_\_\_\_

الفاظ کے حروف الگ کریں



صاف

باغ

مال

یاد

تاج




پینسل کو صحیح رنگ سے رنگ دیں

حروف سے پہلے درمیان اور بعد کے حروف لکھیں۔

پہلے	درمیان	بعد
ج_____	آ_____ب	ت_____
ل_____	ش_____ض	ک_____
ا_____	ط_____ع	و_____
ٹ_____	ق_____گ	س_____
ذ_____	ل_____ن	ی_____


تصویر پہچان کر درست حرف کے گرد دائرہ لگائیے۔



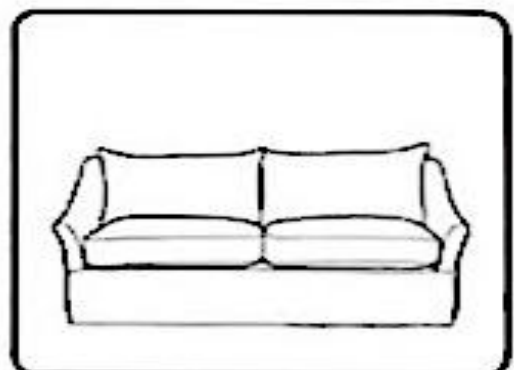
ث ز ض



آ ٹ چ




ب ڈ ر



ا ص د

لال رنگ بھریئے۔



- سکریپ بک پر چند پھلوں کی تصویر پیسٹ کریں۔
- ہفتے کے دن اردو اور انگریزی زبان میں لکھیے اور خوب سچائے اپنی کار کردی دکھائیں۔
- اپنے پسندیدہ پرندے کی تصویر بنا کر اسکو رنگ دے۔
- اردو گنتی ایک سے دس ہندسوں میں لکھیے کرافٹ پیپر کی مدد سے
- اپنی ماں کے لئے چند جملے لکھیں اور تصویر پیسٹ کرے

❄ “May this winter vacation bring warmth to your hearts and joy to your homes.”

❄ “Relax, recharge, and enjoy the magic of winter holidays.”

❄ “Let this winter break be a season of smiles, stories, and sweet memories.”