

**MY WINTER
ASSIGNMENT**

(For LKG promoted to UKG)

(Session 25-26)

NAME _____

ADMISSION NO. _____

CLASS/SECTION _____

Guidelines for the Parents:

It is time for the parents to nurture the child. Parents are the child's first and most important teacher, they can encourage their child's love of learning by participating in educational activities at home. Working together on the activities will help the child build confidence, learn to reason and develop skills necessary for his/her education.

- Parents can be the facilitators for the child at home but let the child complete his work independently & in his own handwriting
- The child should have a fixed time daily for doing assignments.
- Share stories / incidents of your childhood.
- Reward your child's efforts even for the smallest one to boost his/ her confidence.
- Engage them with puzzle games, building blocks and pattern making.
- Encourage them to speak small sentences and words in the English language.
- Take at least two meals together with your child and explain them the importance of healthy food over junk food.
- Refrain from using words that you would not want the child to repeat. Never deny or ignore a child's feelings.
- Spend quality time with your children. Encourage the child to be expressive and to speak clearly.
- Involve your child in household chores such as asking him or her to keep the fruits and vegetables in the refrigerator, laying down the table, arranging the clothes in their drawer and so on.
- Make them responsible by asking them to perform the tasks pertaining to their siblings/ elders. Let them offer Salah with you.
- Narrate good pictorial bedtime stories to your child. Assist your child to turn the pages of storybooks.
- Guide your ward to practice writing his/her name every day.
- Keep encouraging them for every little achievement that will help them and keeps them motivated.
- Ensure you observe a non-screen day twice a month to have quality time doing different activities.
- Encourage 'Personal Hygiene':
 1. Brushing teeth twice daily
 2. Combing hair regularly
 3. Bathing
 4. Washing hands before and after meals
 5. Trimming the nails and keeping them clean
 6. Covering nose/ mouth while sneezing or coughing
 7. Avoid licking your fingers.



All about **ME**



My name is


I am



years old.

My favourite color(s)

This is me




I love...



I can write my
NUMBERS

0	1	2	3	4	5
6	7	8	9	10	11
12	13	14	15	16	
17	18	19	20		

Trace and write



a	b	c	d	e	f	g	h
i	j	k	l	m	n	o	p
q	r	s	t	u	v	w	x
y	z						
Write							
a							
i							
q							
y							

MY SENSE ORGANS (DRAW)

I taste with my


I smell with my

I hear with my

I see with my

I feel with my








Trace the fruit and fill the colour.



Trace and write

A	B	C	D	E	F	G	H
I	J	K	L	M	N	O	P
Q	R	S	T	U	V	W	X
Y	Z						
Write →							
A							
I							
Q							
Y							

Colour the animals and help them reach the place where they live.



Write A-Z

Practice Writing 0- 20

مشق

ا	ب	پ	ت	ٹ	ث

Write a-z

Practice Writing 0- 20

مشق

ا	ب	پ	ت	ٹ	ث

Letter picture association

Write lowercase letters against each uppercase letter



•

•

M



•

•

A



•

•

D



•

•

J



•

•

U



•

•

X



•

•

G

C



H



U




L



M



Write missing numbers



Write the letters Aa to Zz in sequence.



ELBOW



مشق

س	ث	ص	ض	ط	ظ

س	ث	ص	ض	ط	ظ

PHONIC DICTATION

Write the missing letters

a				e	
	h			k	
		o		q	
	t				x

A			D		F
	H			K	
M			P		
S		U			X
	Z				

مشق

س	ش	ص	ض	ط	ظ

س	ش	ص	ض	ط	ظ

حروف کی مشق


ع	غ	ف	ق	ک	گ

ع	غ	ف	ق	ک	گ

Count and match



12



18



15



19



17

Write the missing numbers

1 — 3 — 5

— — 8 — 10

11 — — — 15

— 17 18 — 20

Trace and write



ban



can



fan



man



pan



ran



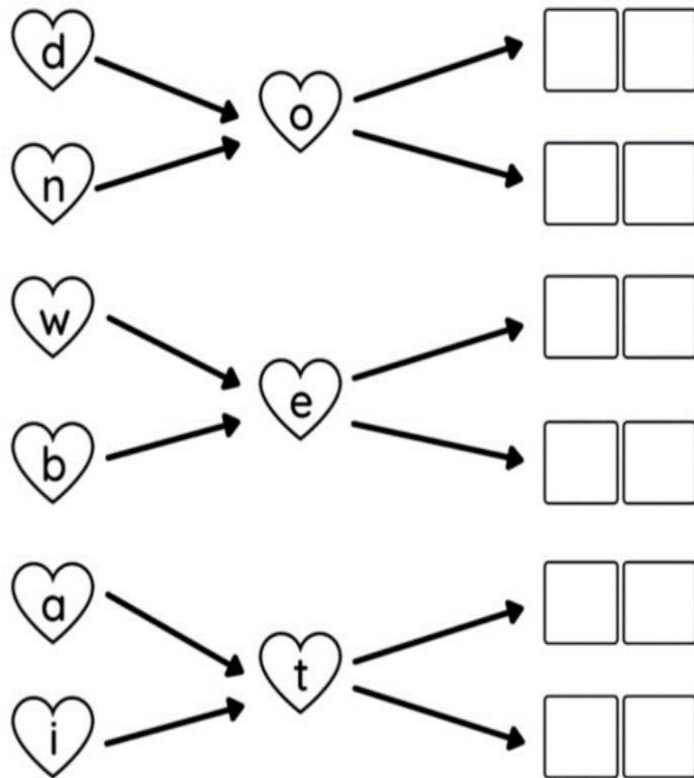
van

حروف کی مشق

ل	ح	ن	و	ہ	ع
		ی	ے		

ل	ح	ن	و	ہ	ع
		ی	ے		

Let's make words using two letters



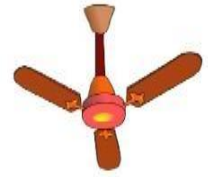
Read aloud



ban



can



fan



man



pan



ran

Fill up

c h v m b f

1. __a t



2. __a t



3. __a t









4. __a t



5. __a t



Colour the word that goes with the picture letters

	
can van	ran fan
	
pan can	van fan
	
van man	ran pan

Practice

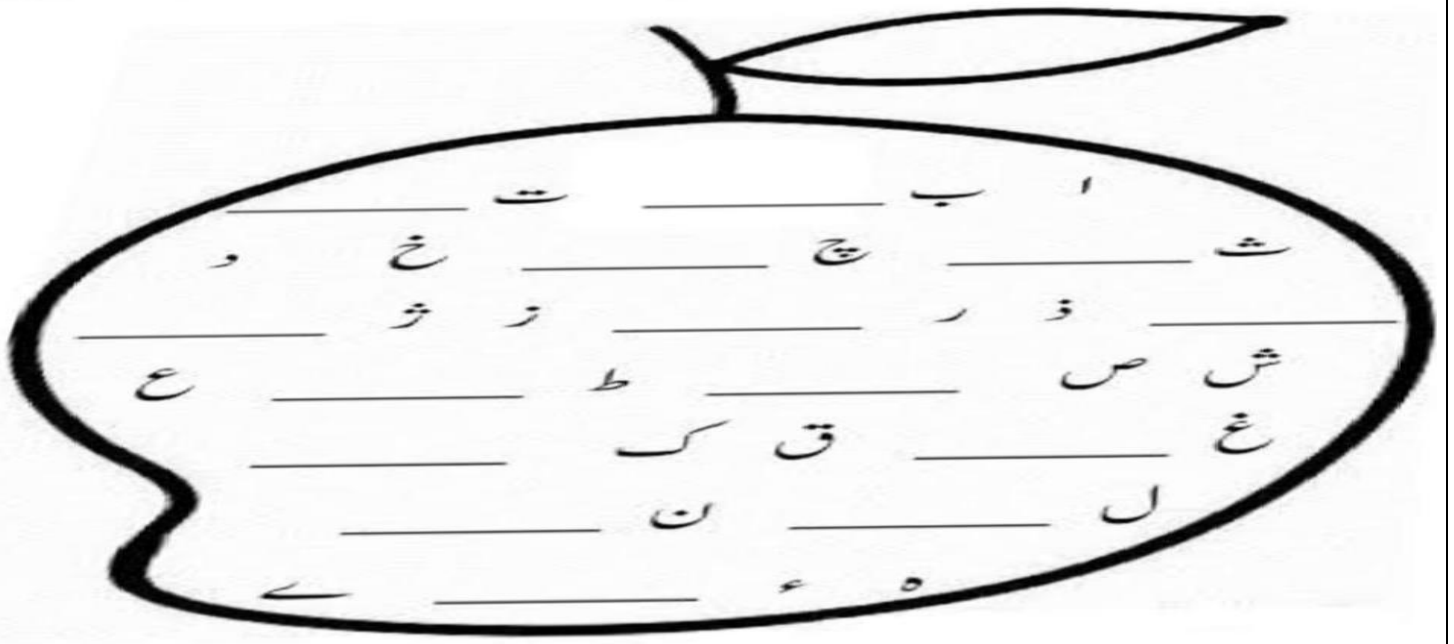
31									
32									
33									
34									
35									
36									
37									
38									
39									
40									

حروف تہجی

[illegible]

خالی جگہوں کو پر کریں۔

ا ب _____ ت _____ ث
 _____ چ _____ خ د ڈ _____
 ر _____ ژ _____ ش



Before

After

Between

	10		17		9		11
	15		3		14		16
	7		5		5		7
	2		7		11		13
	14		11		8		10
	18		16		1		3
	12		13		16		18
	16		8		10		12

Trace and write



lab



noob



tab



swob

حروف تہجی

[illegible]

Draw the value against the number

4	
11	
7	
20	
18	
13	

Trace and write



fat			



hat			



mat			



rat			




sat			



bat			

حروف کو صحیح اشکال سے ملائیں -



پ ر ک س ا و ڈ و خ ح ج

حروف تہجی

[illegible]

Write 1 to 20

حروف کو صحیح اشکال سے ملائیں -

	ا
	پ
	ت
	ط
	ث

	ر
	ڑ
	ز
	ثر
	س
	ش

Practice writing following

am	an	at	as	be	do	go
he	in	it	is	if	me	no
on	of	or	ox	so	to	are
she	and	bin	bed	won	sun	bun
pin	tin	red	men	cod	rim	dim
am	an	at	as	be	do	go

Write 20 to 30

Practice writing following

The	has	can	pan	man	lot	not
pot	hot	dot	are	was	and	mat
What	Look	like	Does	Have	Ever	come

حروف تہجی

Trace and write



cam



dam



ham



jam



ram




yam

pam

sam

Draw the value against the number

19	
14	
22	
7	
15	
25	

[illegible]

TRANSCRIPTION







Date : _____

He

reads

books.

Count and match



27

26

28

25

23

29

حروف تنبیہی زیر 'ے' کی علامت کے ساتھ

[illegible]

TRANSCRIPTION

Date : _____

I am happy.

Handwriting practice lines consisting of multiple sets of three horizontal lines (top blue, middle red, bottom blue) for tracing and writing practice.

حروف تہجی زبر 'ے' کی علامت کے ساتھ



Before

After

Between

	33		24			9		11
	20		11			22		24
	17		39			34		36
	20		17			19		21
	23		11			17		19
	18		14			25		27
	27		13			33		35
	35		29			20		21

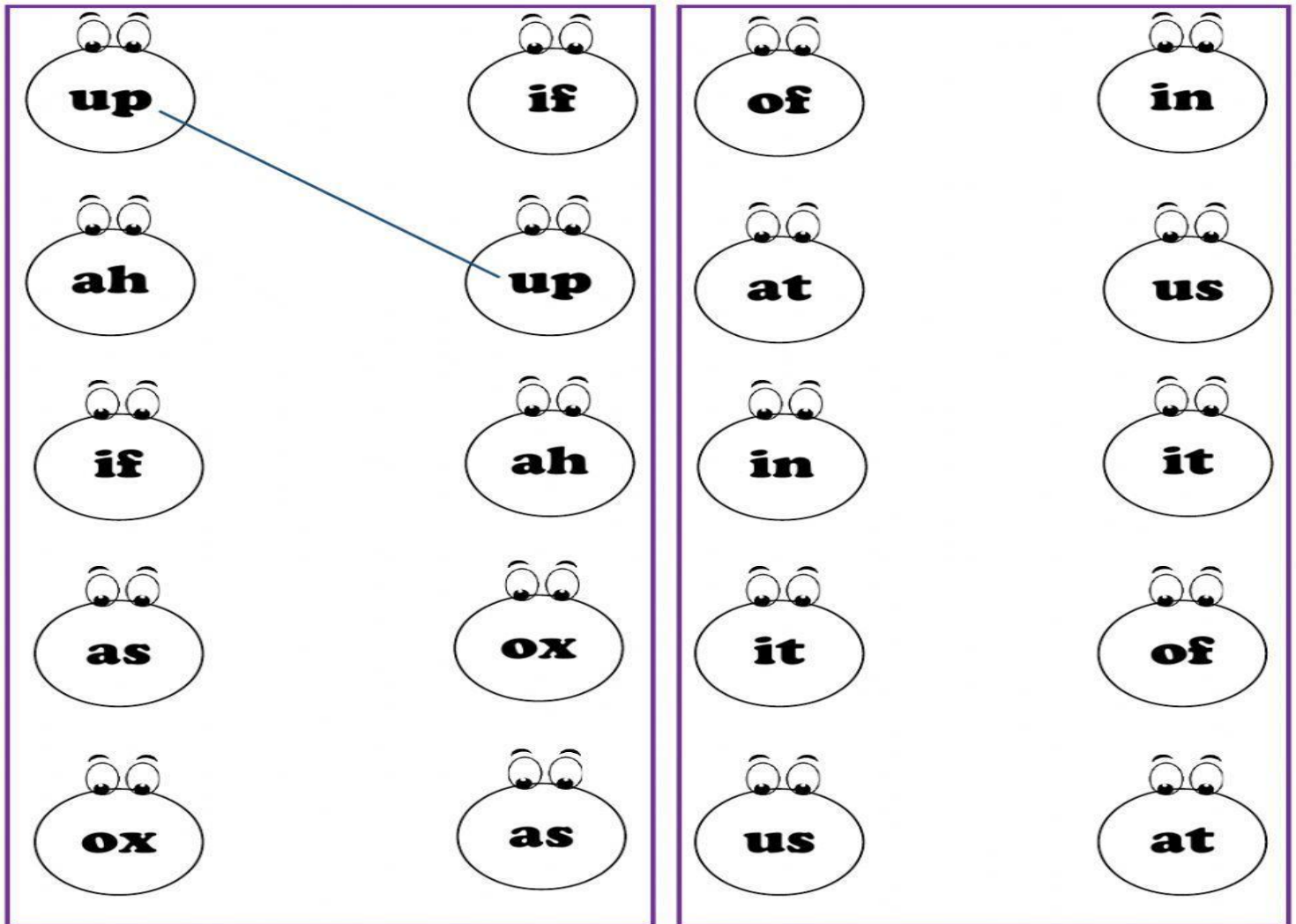
Count and write



حروف تہجی زیر 'ر' کی علامت کے ساتھ

[illegible]

Match the similar



حروف تہجی زیر 'ر' کی علامت کے ساتھ

[illegible]

TRANSCRIPTION

She

is

tall.

حروف تہجی زیر 'ر' کی علامت کے ساتھ

What comes before and after?

Write the missing numbers?

	7	
--	---	--

	15	
--	----	--

	6	
--	---	--

	3	
--	---	--

	10	
--	----	--

	19	
--	----	--

	12	
--	----	--

	14	
--	----	--

	20	
--	----	--

1			4	
		8		
				15
	17			
			24	
26				
		33		
				40

TRANSCRIPTION




Date : _____

He

runs

fast.

Draw a line to match the blocks to the numbers



20

40

10

30

حروف تبیی زیر 'ر' کی علامت کے ساتھ

[illegible]

TRANSCRIPTION

Date : _____

She has a cat.


Given below are some craft activities. Do the activities on Scrap book as shown in the pictures.

1. Apple Collage

Material Required: Pencil, glitter sheets, crayons, glue stick and scissors

Procedure: On a Scrapbook, draw outline of an apple.

Take red glitter sheet and cut into small pieces and paste these pieces inside the apple drawing with the help of glue stick. Colour the stalk with brown crayon. Paste the cut out of the green glitter leaf. This way activity will be done.



2. Carrot Collage

Material Required: Pencil, orange and green kite papers, white glue.

Procedure: On the scrapbook, draw an outline of a carrot.

Then take orange kite paper and crumble it, paste it with the help of white glue as shown in the picture.



3. Chick craft

Material required: Pencil, yellow lentils, black clay, red poster colour, white glue and paint brush.

Procedure: On the Scrapbook, draw an outline of the chick.

With the help of white glue, paste the yellow lentils inside the drawing. Lastly add details like black clay for eye and red poster colour for beak. You can paste the grass beneath the chick feet to decorate it further.



4. Caterpillar craft

Material Required: Orange, green and black modelling clay and fevicol.

Procedure: Take green clay and make small balls out of it by rolling in Your hands. Once done, take orange clay and roll it in the form of ball to make caterpillar's head. Make the details like antenna and eyes with the black clay. Paste the real leaves around for enhanced look.



5. A neighborhood adventure: Plan visits to nearby places for example hospital, post office, bank, shrine etc. Take a photo at each spot and paste photos in the Scarp book.

(Note: Dear parents encourage your child to observe, ask questions and learn about the place's purpose)

6. Snowman craft

Material Required: Pencil, cotton, clay, and white glue.

Procedure: On the Scrapbook, draw an outline of a snowman.

Take cotton and paste it over the snowman drawing. Add details like eyes, nose etc. as shown.




7. SNOW SNOW ON THE TREE

Material Required : Pencil and poster colours.

Draw an outline of a tree on the Scrapbook. Take black poster colour along with the brush and paint it black. Then take the white poster colour and put white thumbprints on the branches of the tree and beneath. These imprints signify snow.



8. Snowy cloud craft: Paste the white paper cloud cutouts in the scrapbook. Then paste the half of the ear buds below them as shown in the picture.



9. Snowy science experiment: During snowfall, make two tumblers or glasses made of snow. Pour hot water in one and cold water in the other. Observe how the snow melts in each and record a short video sharing what you see! E.g “the snow melts fast in hot water, but slow in cold!” Send your fun video to your LKG teacher and paste the pictures in the scrapbook.

(Note: Dear parents, help your child in this playful experiment. Encourage observations, and record a quick video. Do ensure safety with hot water.)

10. Clean Sweep Challenge: Dear Children, tidy up your closet and room! Make a video showing how you cleaned. Take before and after pictures & paste them in your scrapbook.

(Note: Dear parents, encourage your child with such activities. This will boost their responsibility with fun life skills.)

“HOLIDAYS ARE NOT JUST DAYS OFF, BUT OPPORTUNITIES TO LEARN, EXPLORE, AND GROW, WRAPPED IN FUN, LAUGHTER, AND UNFORGETTABLE MEMORIES”.

HAVE HAPPY WINTER VACATIONS

