

Grade- 1st Winter Assignment Session 2025-2026

English Winter Assignment

Name _____

1st Section _____

- All the work needs to be done on the loose sheets, and it is completely optional.
- Dear Children, Vacation is a time when you connect with your friends, family members, and relatives. So, all of you
- **“FIX A GOAL AND STRIVE HARD EACH DAY TO ACHIEVE IT!”**
- Here are a few tips for you to follow:
- Read regularly to inculcate the reading habit. Use books with attractive illustrations and follow the basic rules of reading like using the index finger to trace the words from left to right while reading with expressions, voice modulation, pauses etc. You will learn new words; it will help you to enhance your vocabulary.
- Assign a permanent workplace and work time. This will bring discipline to your life.
- Inculcate good manners – 4 magic words — “Please, thank you, excuse me, sorry” – Use them and see the difference.
- Listen to stories from family members and try to narrate them.
- Plan a daily routine for yourself and your family members. Pen down and follow it. Spend quality time with your parents.
- Last but not least – “Always speak in English with your family members and friends.” Compile all the worksheets in a handcrafted folder.

****Here's Wishing You All Happy Holidays ****



Project 1: Lets swim into noun gender activity



Students will identify masculine and feminine gender nouns through a fun cut-and-paste fish model.

Materials Needed:

Coloured sheets / chart paper, scissors, glue, black marker, sketch pens, pencil, Fish outline (drawn)

Instructions for Students:

1. Draw a fish outline from colored paper and stick it on your scrap book.
2. Cut small scales of different colors.
3. Write masculine gender nouns on some scales.
4. Write the feminine gender nouns (pair words) under the flap or behind the scale.
5. Paste the scales on the fish body like in the picture.
6. Read each masculine noun and lift the scale to reveal its feminine pair.

Project 2: Lift the Flap Find the Adjective



Materials Needed:

Colored paper sheets, scissors, glue/fevicol, black marker, sketch pens/glitter pens, pictures of objects (small printouts/drawings), scale (ruler), pencil, eraser, glitter tape/stickers (optional)

1. Take a scrap book as the base.
2. Cut 6 small house shapes from colored paper.
3. Write on each house: Its Shape, What Size, How Many, How It Behaves, What Colour, and How It Smells.
4. Paste the houses in two rows on the scrap book.
5. Cut flaps and paste them on each house like a pocket/door.
6. Put pictures of objects inside each flap.
7. Write an adjective under each flap (e.g., red apple, big train).
8. Add title: "An Adjective Describes Noun".
9. Decorate it neatly.

Reading Comprehension (Passage No 1)

Read the following passage and answer the questions given

Below:

Rice

Rice is a crop eaten by more than half the people in the world. It grows best in warm, wet places. Farmers often plant rice in flooded fields called paddies. These paddies protect the young plants and help them grow strong. When rice plants are ready, they are harvested and dried before being packed. Rice can be eaten in many ways, such as boiled, fried, or made into desserts. In countries like China, India, and Japan, rice is eaten almost every day. It is full of carbohydrates and gives energy for work and play. Rice is truly a food for millions.

Questions:

1. Where does rice grow best?
2. What are flooded fields for rice called?
3. Name two ways rice can be eaten.
4. Why is rice important for many people?

Reading Comprehension (Passage No 2)

My School

I love my school! It is a place where I learn new things every day. My school has a big playground where my friends and I play during recess. We have a library filled with many books. Our classrooms are bright and colorful, making learning fun. My favorite subject is math because I enjoy




solving problems. My teacher, Mrs. Smith, is very kind and helps us understand our lessons.

Questions:

1. What is the name of the teacher mentioned in the paragraph?
2. What is the writer's favorite subject?
3. Where do the students play during recess?
4. How does the writer describe the classrooms?
5. Why does the writer like math?

Picture Composition

Look at the pictures given below and write few sentences about each picture. Also give both pictures a suitable title.



Case Study Project

Learning Objectives

This project will help students to:

- Improve their English speaking and writing skills
- Learn new vocabulary
- Express their thoughts with confidence
- Develop observation and creativity

Instructions

Students are instructed to prepare a small case study on the topic 'My Favourite Animal'. They are also required to paste some pictures of their favourite animal in the scrapbook neatly with the help of their parents.

Material Required

- Scrapbook
- Colours, crayons, or sketch pens
- Pictures from newspapers or drawings

What to Include in Your Case Study

1. Cover Page
2. What is the name of your favourite animal?
3. How does your favourite animal look?
4. What does your favourite animal eat?
5. Where does your favourite animal live?
6. Why I like my favourite Animal ?
7. Draw a neat and colourful picture of your favourite animal?

Discussion Focus

Discovering Kashmir's Winter Traditions at Home

Learning Objectives

This project will help students to:

- To understand the cultural traditions of Kashmiri winters.
- To develop awareness of local lifestyle practices during winter.
- To enhance their communication skills by interacting with parents or elders.
- To draw or paste pictures of winter items from your home.

Instructions

Students are instructed to sit with their parents or elders and talk about how their family spent the winter in their childhood and learn how winter was different for them. Students will write the answers in their own words in neat and clear handwriting. They can also draw or paste pictures of winter items on their scrap books.

Points to be discussed:

- How do Kashmiri families live during winter?
- Discuss about winter items used at home like:
 - Kangri, pheran, warm blankets/razai, samovar, room heating methods
- Parents will share their childhood winter stories.
 - How they stayed warm?
 - What food they ate in winter?
 - Their snow memories
 - Festivals and family gatherings
 - Games they played in the snow
- Discuss how things have changed today.

GRADE-ONE WINTER ASSINGMENT



Dear Young Minds,

“Happiness is the feeling of warm sunlight hitting you on a cold winter’s day”

Warm Greetings....!!!



Samavar

The heritage
Tea Brewer



Vacations are always fun...!! This is the perfect time to connect and strengthen bond with our near and dear ones so visit your family and friends, play indoor games and have lots of fun but be focused on studies as well. A small packet of interesting assignment has been designed for you all to keep you all indulged constructively in creative work.



We are looking forward to reconnect soon.

Lots of love & blessings.




Maths

Find out who is greater and who is smaller in your family.

Write the age of your family members in the given circles and then put the correct

sign $>$, $<$, $=$



AI + Math (AI Shape-Sorting Robot Activity)

Math Concept: Sorting shapes (circle, square, triangle, rectangle)

AI Idea: AI recognises shapes just like our robot.

Materials:

- Shoebox or carton
- 4 cups/paper pockets
- Shape cutouts (circle, square, triangle, rectangle)
- Glue, scissors, chart paper


Steps:

1. Take a shoebox and draw eyes, smile, and buttons.
2. Stick 4 cups/boxes on the front as pockets.
3. Label pockets: Circle, Square, Triangle, and Rectangle.
4. Make shape cutouts.
5. Sort shapes by dropping them in correct pocket.

Note: Submit the AI model after school reopens.

AI SHAPE-SORTING ROBOT ACTIVITY

AI recognises shapes just like our robot



- Let us revise the numbers and number names in a play way method.
- Here is an Activity Treasure for you
- Complete the given table.

S no.	Family Member	Name	Age	Number Name
1.	Me			
2.	Father			
3.	Mother			
4.	Grand Mother			
5.	Grand Father			
6.	Brother			
7.	Sister			
8.	Uncle			
9.	Aunt			
10.	Cousin			



In the Snow

Add or subtract the numbers. Write the answers in the boxes.

$3 + 4 = \boxed{} \text{ Z}$

$7 + 3 = \boxed{} \text{ O}$

$8 - 3 = \boxed{} \text{ T}$

$9 - 8 = \boxed{} \text{ E}$

$5 + 4 = \boxed{} \text{ M}$

$1 + 1 = \boxed{} \text{ A}$

$$\begin{array}{r} 10 \\ - 7 \\ \hline \end{array} \boxed{} \text{ W}$$

$$\begin{array}{r} 9 \\ - 5 \\ \hline \end{array} \boxed{} \text{ N}$$

$$\begin{array}{r} 6 \\ + 2 \\ \hline \end{array} \boxed{} \text{ S}$$

$$\begin{array}{r} 5 \\ + 1 \\ \hline \end{array} \boxed{} \text{ Y}$$

What are the kids building outside in the snow? Write the letters that go with the numbers in the boxes to find out!

8	4	10	3	9	2	4
<input type="text"/>	<input type="text"/>	<input type="text"/>	<input type="text"/>	<input type="text"/>	<input type="text"/>	<input type="text"/>

Make a snow man take a picture with the snow man and paste in your scrap book.

AI + Math (AI Equal-Grouping Machine)

Math Concept: Equal grouping (simple division) AI Idea: AI sorts things equally.

Materials:

- Egg tray or muffin tray
- Buttons, pom-poms, rajma beans
- Sticky labels

Steps:

1. Take an egg tray.
2. Label groups (Group 1, 2, 3...).
3. Take 10–12 objects.
4. Share them equally in the groups.

Note: Submit the project after school reopens.



I grouped _____ things

Into _____ groups.

Each group has _____

Winter Market Role Play (Money Concept)

1. Set up a mini winter shop using home items (crayons, snacks, toys, socks, etc.).
2. Put price tags on each item (₹2, ₹5, ₹10).
3. Make pretend money using paper or fake currency.
4. Child becomes the shopkeeper, parent acts as the customer.
5. Customer buys 2–3 items, and child reads prices and counts the total.
6. Child gives the items after taking pretend money.
7. Take 2–3 pictures of buying and selling.
8. Take pictures while measuring and paste them in the scrapbook.



Winter Measurement Walk

1. Pick 3 winter items (sock, muffler, and gloves).
2. Measure each item using crayons/hand spans and measuring tape.
3. Count how many units long each item is.
4. Write it like: Muffler = __ crayons long
5. Take pictures while measuring and paste them in the scrapbook.



Measuring Weight – Snow

1. Fill two small containers with snow.
2. Hold them and see which is heavier.
3. Write: “___ is heavier than ___.”
4. Take pictures while measuring weight paste them in the scrapbook..



Measuring Capacity – by making Kehwa

1. Take different cups.
2. With an elder, pour kehwa into different capacity of cups.
3. See which cup holds more/less.
4. Write: “___ cup holds more than ___ cup.”
5. Take pictures while measuring capacity paste them in the scrapbook.



Winter Multiplication – Repeated Addition (REAL Snow Activity)

1. Go outside and make small real snowballs.
2. Arrange them into equal groups (example: 2 groups of 5 snowballs).
3. Count the total using repeated addition ($5 + 5$).
4. Take a clear photo of the snowball groups in the snow.
5. Paste the picture in the scrapbook and write:



___ groups of ___ = ___.

Note: Dear Kids, go through the content in the Excel with practice maths and practice the given work in your rough notebook.





Name: _____

Grade: 1st

Section: _____

Admission No: _____

Subject: Urdu

WINTER ASSIGNMENT 2025-2026

میرا تعارف



میرا نام

میری عمر

میری تصویر

میری سالگرہ

میرا پسندیدہ رنگ



میرے مشغلے

میرا پسندیدہ کھانا

میں بڑا/ بڑی ہو کر

.....

نیچے دی گئی تصاویر کو گن کر دیے گئے دائروں میں مناسب طور ہندسوں میں گنتی لکھیے:



انگریزی گنتی کے سامنے والے خانوں میں اردو گنتی لکھیے۔

8

10

7

1

اعداد کو الفاظ میں لکھیے۔

9

10

8

3

12

12

الفاظ کو اعداد میں لکھیے۔

پندرہ

آٹھ


دس

دو

سات

چودہ

رنگ بھریں اور چیکو کے متعلق دو جملے لکھیں




نیچے دی گئی جگہوں پر تین پالتو جانوروں کے تصاویر کو چپکا کر ان کے نام لکھئے:-

سوال: نیچے لکھے الفاظ کو الگ الگ لکھیے:-

- ۱۔ علم _____ + _____ + _____ =
- ۲۔ گھوڑا _____ + _____ + _____ + _____ =
- ۳۔ دریا _____ + _____ + _____ + _____ =
- ۴۔ آنگن _____ + _____ + _____ + _____ =
- ۵۔ کالا _____ + _____ + _____ + _____ =
- ۶۔ چھوٹا _____ + _____ + _____ + _____ =
- ۷۔ پکڑو _____ + _____ + _____ + _____ =
- ۸۔ استاد _____ + _____ + _____ + _____ + _____ =

سوال: نیچے دیے گئے حروف کو ملا کر لکھیے:-



- ۱۔ س ر
- ۲۔ ش ہ ر
- ۳۔ ع ل م
- ۴۔ ن ا ک
- ۵۔ آ ن کھ
- ۶۔ چھ ا ٹ ا
- ۷۔ پ ا ن ی
- ۸۔ پ ا وں
- ۹۔ م ا تھ ا
- ۱۰۔ ک ب و ت ر



تفہیم

آؤ منائیں سال گرہ

آج علی کی بہن بانو کی سال گرہ ہے۔ بانو سات سال کی ہو گئی ہے امی نے
سارے گھر کو غباروں سے سجایا۔ بانو نے کیک کاٹا۔ بانو کو ٹیخے ملے۔



سوال جواب


سال گرہ کس کی تھی؟

بانو کتنے سال کی ہو گئی؟

کیک کس نے کاٹا؟

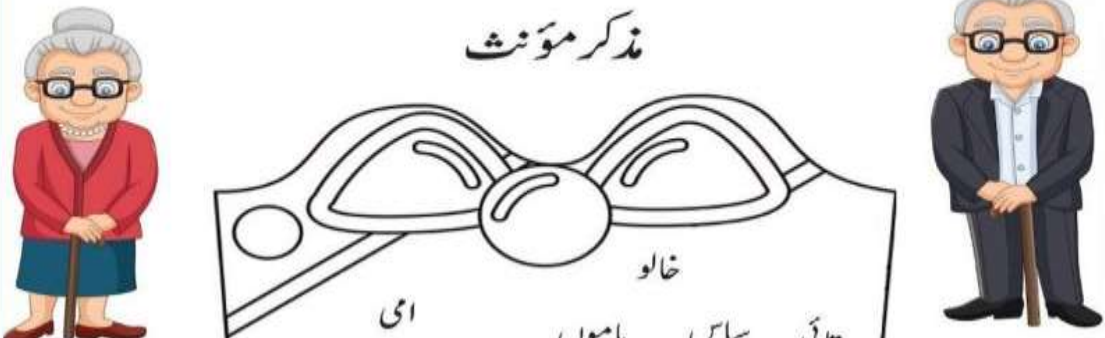
PROJECT WORK

نیچے دیئے گئے درخت کو غور سے دیکھئے اور ایسا ہی تین اور چار حرفی الفاظ کا پودا بنائیے:-

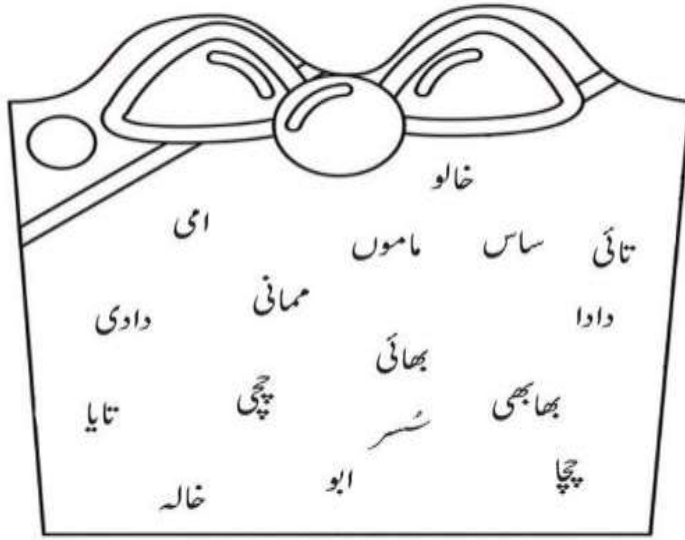


نوٹ: پیڑ بنانے کے لئے کھلے کا بھی استعمال کر سکتے ہیں ”یا“ دیئے گئے پیڑ کو بنانے کے لئے آپ چارٹ پیپر کا بھی استعمال کر سکتے ہیں۔

Project work



مذکر مَوْنِث



خالو
تائی ساس ماموں
امی
دادا
بھائی
بھابھی
چچا
سسر
چچی
دادی
تایا
خالہ
ابو

دیے گئے الفاظ میں سے مذکر مَوْنِث کے جوڑے بنائیں اور درست کالم میں لکھیں۔

مَوْنِث	مذکر	مَوْنِث	مذکر
_____	_____	_____	_____
_____	_____	_____	_____
_____	_____	_____	_____
_____	_____	_____	_____

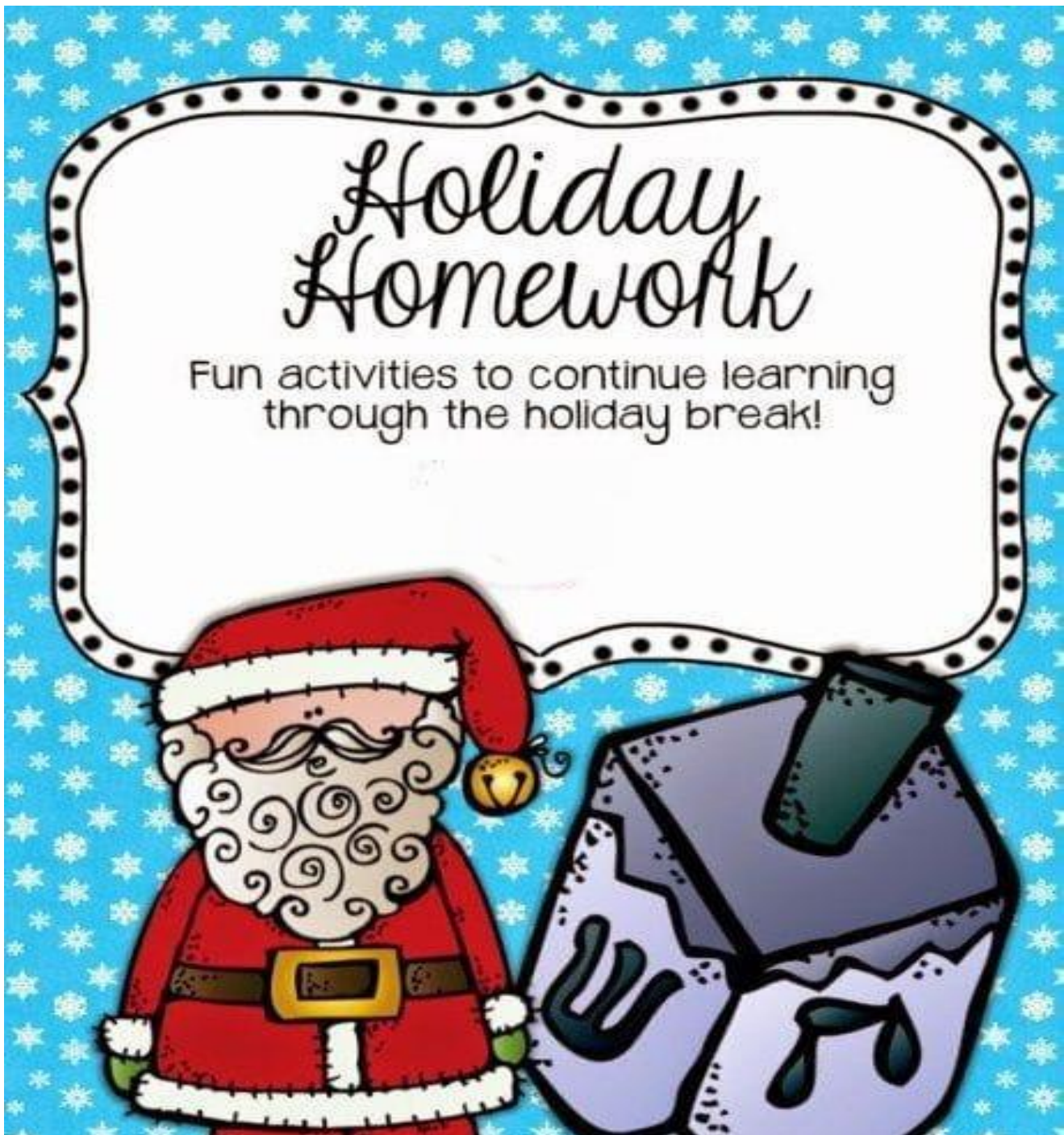
Kindly Note:

- Students are also directed to maintain a separate single-line notebook for writing a transcription page daily which will help them in improving/speed up their handwriting skills.
- The attempted Project work/Activity should be kept safe (preferably in your study room) All the winter assignments (Worksheets) have to be submitted to the concerned teachers once the school reopens.

Looking for your kind cooperation

Wish you all healthy and joyful vacations!

GRADE Ist
EVS WINTER ASSIGNMENT
YEAR 2025-2026



Name: _____

Subject: EVS _Grade:1st

Section: _____

GRADE-1ST

Note:*This pdf needs to be printed.

Learning Objectives:

By the end of this winter assignment/projects students will be able to:

- ❖ Understand how to keep themselves warm and healthy during winters.
- ❖ Learn how weather changes every day.
- ❖ Recognise and identify the five sense organs
- ❖ Develop creativity by making a leaf hanging.
- ❖ Understand the importance of being kind and respectful towards neighbours.

Art and Craft Skills: The hands on activity will help students to build motor skills, cognitive ,visual learning and memory power.

Project Assignment Question.







Theme 1 : My Kangri Craft

Q1: In the winter season we use different things to keep ourselves warm. Draw or make a Model of a Kangri the traditional pot used in winter and write few sentences on how it helps us stay warm.

Theme 2: Weather Watch

Q2: Use the weather chart to record what the weather looks like for the next seven days:

Note: This project must be done on a chart paper

MY WEATHER CHART						
Monday						
Tuesday						
Wednesday						
Thursday						
Friday						
Saturday						
Sunday						
	 Sunny	 Cloudy	 Rainy	 Stormy	 Windy	 Foggy

Theme 3: “Five Senses Touch-and-Feel Chart”

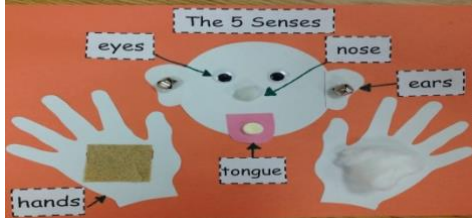
Instructions:

Material Required: Sandpaper, cotton, sponge, foil, perfume strip

How to do:

Create a chart with 5 sections: Eyes, Ears, Nose, Tongue, Skin.

Add sensory materials:



- 1.Skin – sandpaper, cotton
 - 2 Nose – perfume strip
 - 3.Tongue – picture of food
 4. Ears – small bell drawing
 5. Eyes – colourful shapes
- Child explains what each sense does.

Theme 4: Leaf Hanging Craft

Instructions:

Draw and cut out different kinds of leaves (big leaf, small leaf, long leaf, round leaf, heart-shaped leaf, thin leaf, thick leaf). Hang each leaf drawing on a thread and attach the threads to a stick or cardboard strip. Label every leaf clearly before hanging.”



Topic: Community Helpers

Q 5: Identify the helpers and write

Community Helpers



Who helps you put
out fires?



Who teaches you to
read and write?



Who brings you your
mail?



Who takes away
your trash?



Who helps your sick
pets?



Who brings you food
in a restaurant?



Topic: Our Neighbourhood

Q6: Write few qualities of a good neighbour?

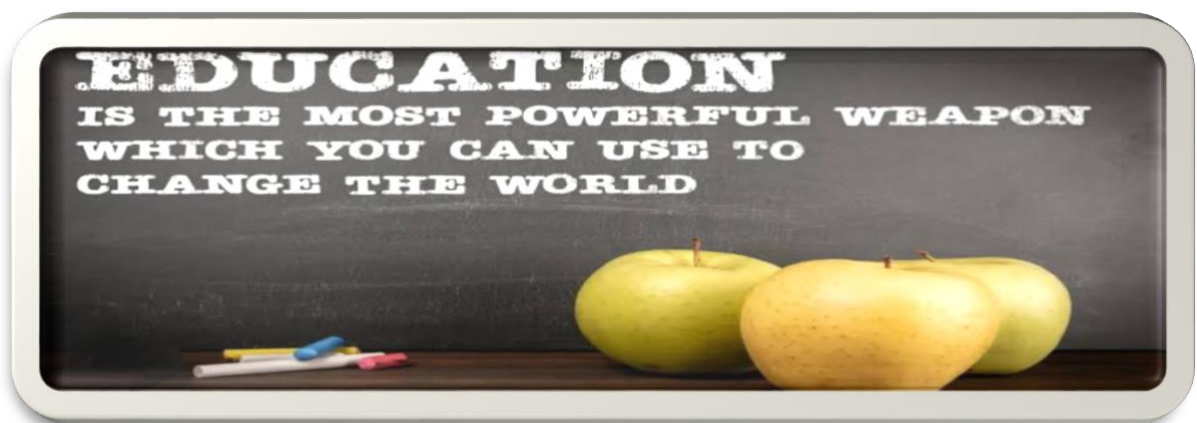


1. _____
2. _____
3. _____
4. _____
5. _____

Note: The attempted Project work/Activity should be kept safe (preferably in your study room). All the winter assignments (Worksheets) have to be submitted to the concerned teachers once the school reopens.

***(Please note that no Projects/ Activities are mandatory- All projects are voluntary/optional)**

LOOKING FOR YOUR KIND COOPERATION





G.D Goenka Public School

Saderbal, Lal Bazar Srinagar, J&K - 190023 - Affiliated to CBSE Vide No.730090
Email: info@gdgoenkashrinagar.com, Ph. No. 9070102020, 9070103030 www.gdgoenkashrinagar.com



Name : _____ Class : Grade 1 Section : _____
Admission no : _____ Subject : Hindi

WINTER ASSIGNMENT 2025-2026

वर्णमाला अभ्यास
स्वरों को पहचानकर लिखो

च ट अ प ए म अं उ अः झ ऐ ज
इ ल ओ ड ई ष ऊ ऋ घ आ र औ

खाली जगह भरो

क		ग	घ	ङ
च	छ		झ	ञ
	ठ			ण
त		द		न
	फ		भ	
य	र	ल		
श	ष		ह	
क्ष			श्र	

बिना मात्रा के शब्द

४ अक्षर वाले रिक्त स्थान भरें



बर____



अद____



शर____



कस____



गर____



थर____



टम____



अच____



अज____



शल____




गप____



तर____

बिंदु मिलान

व्यंजनों का मिलान करें और चित्र पूरा करके रंग भरे



खाली स्थानों को भरकर अपना परिचय पूरा कीजिए।



1. मेरा नाम _____ है।

2. मेरे पिताजी _____ हैं।

3. मेरी माताजी _____ हैं।

4. मेरे घर में _____ सदस्य हैं।

5. हम _____ में रहते हैं।

चित्र देखकर दिए गए शब्दों की सहायता से खाली स्थान भरिए :



तितलियाँ

कार

उपवन

गेंद

झूला

1. में बच्चे खेल रहे हैं ।
2. एक लड़की झूल रही है ।
3. दो गुलाबी रंग की उड़ रही है ।
4. टोपी पहना एक लड़का से खेल रहा है ।
5. पीली टोपी पहना लड़का में बैठा है ।

चित्र देखकर वाक्य पूर्ण करो

complete the sentences by looking at the picture

यह एक _____ है।




यह एक _____ है।

यह एक _____ है।



यह एक _____ है।

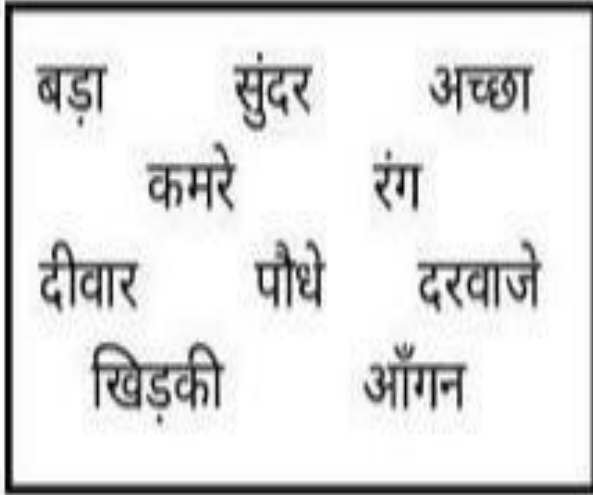
यह एक _____ है।



यह एक _____ है।

मेरा घर

चित्र में रंग भरो।



दिए गए शब्दों से (5) पांच वाक्य (sentences) बनाइए।

१. _____

२. _____

३. _____

४. _____

५. _____

६. _____

Project work

चार्ट पेपर पर हिंदी वर्णमाला (स्वर एवं व्यंजन) बनाने का अभ्यास।



Note :- Students are required to take a printout of the Winter Assignment pages.

All printed pages must be kept neat, clean, and well-organized.

Students must prepare a project on chart paper as part of the assignment.

Students are advised to practice reading and writing daily, with proper fluency and clarity on **hindi notecopy or Rough copy**.



GD GOENKA PUBLIC SCHOOL SRINAGAR WINTER ASSIGNMENT 2025-2026

Name: _____

Grade: 1st Section _____

Admission No.: _____

Subject: Computer

Note: This PDF is to be printed

1. Write five sentences on a computer using the given hints from help box.

Keyboard	Mouse	Screen	Games	Internet
----------	-------	--------	-------	----------



1. _____
2. _____
3. _____
4. _____
5. _____

2. Write the name of places where computers are used with the help of help-box given below:

Railway station	Markets	Airports	Schools
-----------------	---------	----------	---------

a) Computers are used to prepare time-table in :

Ans: _____

b) Shopkeepers use computers in:

Ans: _____

c) Computers are used to check flight details at:

Ans: _____

d) Computers are used to print train tickets at:

Ans: _____

3) Identify the parts of a computer and write the names in the given boxes.

Printer	Mouse	Keyboard	CPU	Monitor
---------	-------	----------	-----	---------





4) Choose the correct answer with help of help-box given below:

Alphabet keys

Enter key

Spacebar key

Number keys

1. Which is the longest key on the keyboard?

Ans: _____

2. Which type of key you would use to type your name?

Ans: _____

3. Which key brings the cursor down to the next line?

Ans: _____

4. Which type of key you would use to type your age?

Ans: _____

5. Write 'T' for true and 'F' for false statements.

- a. The CPU looks like a TV screen. _____
- b. Mouse helps us to point on the screen. _____
- c. Printer is the main part of a computer. _____
- d. Speakers are the devices that produce sounds. _____
- e. The CPU is called the 'brain of a computer'. _____
- f. The mouse is kept on a mouse pad _____
- g. The Caps Lock key is used to type capital letters _____

6. Which parts of a computer function just like your body parts do?

Computer part



Human Part

- a) Voice
- b) Fingers
- c) Face
- d) Brain

7. Fill in the blanks.

Two	Delete key	mascot	drawing	104
-----	------------	--------	---------	-----

1. A standard keyboard has _____ keys.
2. Tux paint is an amazing _____ program.
3. Tux paint has an encouraging cartoon _____ which helps and guides the children while using the program.
4. _____ key is used to erase the characters to the right side of the cursor.
5. A mouse has two _____ on it.

8. Name the buttons of the mouse:

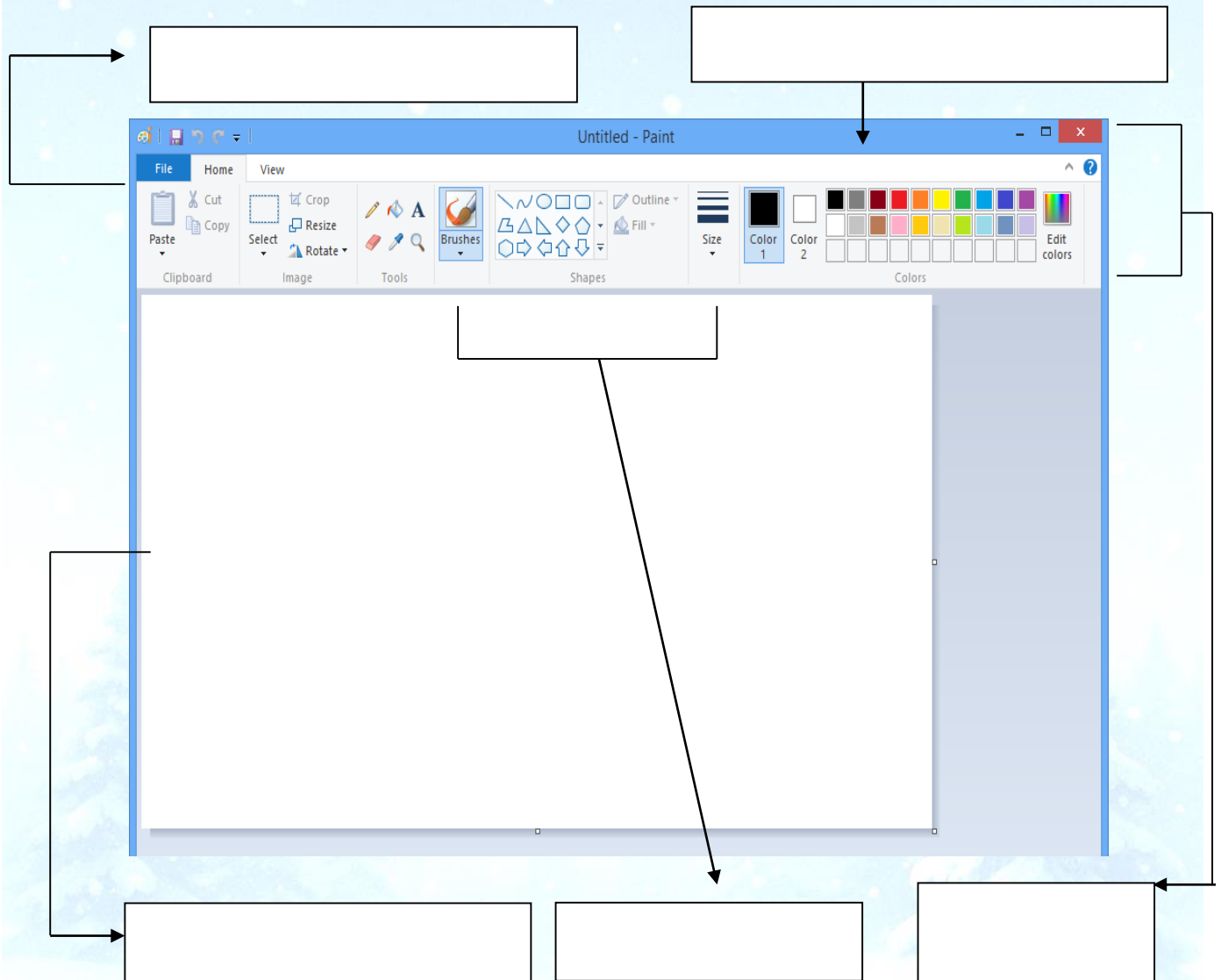
Right Button

Scroll wheel

Left Button



9. Label the parts of Paint window.



Title bar

Tab

Drawing Area

Group

Ribbon


10. Activity:

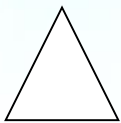
- Draw parts of computers.
- Draw your favourite AI toy — Miko / cactus toy / robot dog.

11. Look at these shapes and tools and write the action which they are meant for:











Drawing Lines Filling Colors Drawing Triangles Drawing ovals Drawing Rectangles

12) Guess who I AM? Use the given words.

1. I am computer .You can keep me on your lap _____

2. I can calculate numbers. _____

3. I fly high in the sky. _____

4. I take you to school. _____

5. I stitch your clothes. _____

Aeroplane

Sewing

Machine

Calculator

Laptop

Bus

13. Label the different parts of Tux Paint window.

