



Winter Home work Session 2022

Digraphs


A digraph is two letters that make one sound and can be made up of vowels or consonant.

Lets understand digraphs by the story of H Brothers.

Once upon a time there were four brothers. Most of the time, they lived happily together with their parents and their dog in a little house in the woods.

The first brother was Charlie. Charlie loved trains a lot. He would go around the house all day moving his arms back and front making the choo choo sound.

Ch, Ch,Ch,Ch all he would say day long.






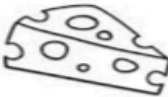






The second brother was Whitney. Whitney wanted to learn how to whistle so badly. No matter how hard he tried, all that would come out is Wh,Wh,Wh,Wh. He would make this Whsound all day long.









The third brother was Thad. He was the naughty brother. He would go around the house sticking his tongue out and saying Th,Th,Th,Th. He did it all day long.

The last brother's name was Shane. Shane couldn't talk all that noise any longer. All he heard was Ch,Ch,Ch,Ch, Wh,Wh,Wh,Wh and Th,Th, Th, Th. Hefinally went Shhhhhhhhhh!! Everything got quiet for rest of the day.

Q) Choose the correct beginning sound of each picture.

	ch sh		th ch
	th sh		sh ch
	sh th		ch th
	ch sh		sh th
	sh th		ch sh


Q) Cut and paste the correct digraphs.

	<input type="text"/>		<input type="text"/>
	<input type="text"/>		<input type="text"/>
	<input type="text"/>		<input type="text"/>
	<input type="text"/>		<input type="text"/>

sh	ch	th	sh
ch	sh	ch	th

Introducing Myself

This is me and my family



My Name is _____.

I am a _____.

I am _____ years old.

I study in _____.

The name of my school is _____.

My Father's name is _____.

My Mother's name is _____.

I am from _____.

Picture Composition

★ Picture composition is how the elements of a photo are arranged.



Q) Complete the sentences by dragging and dropping the words from the help box.

happy reading park playing jumping pulling

1) This is the scene of a _____.

2) The children are _____.

3) The girl is _____ a book.

4) One boy is _____ happily.

5) Another boy is _____ the cart.

6) Everybody is looking _____.

Q) Read the comprehensions and answer the following questions.

Early one morning a hunter took his huge net and went into the jungle. He spread his net under a big tree. W-h-o-o-s-h! "Many birds come to this tree everyday. I am sure I will get a good catch today," said the hunter.



Fill in the blanks to match the story.

1. A _____ took his huge net and went into the jungle.
2. He spread his net _____ a big tree.
3. Many _____ come to this tree everyday.
4. I am sure I will get a good catch _____.

Magic e words

“An 'e' close behind another vowel (with no more than one letter in between) usually makes the first vowel say its name, and the 'e' is usually silent.”

Q) Let's make 4 letter words by adding magical (e).

bik _____, sid _____, hik _____, tim _____.

wak _____, tak _____, lat _____, Cak _____.

tub _____, mut _____, hol _____, rop _____.

vot _____, not _____, lim _____, jok _____.

nam _____, gam _____, lik _____, cop _____.

High frequency words

High frequency words are those words that occur most frequently in the sentences.

She	he	for	it	so	me
they	his	her	they	a	I

★Let's colour the picture and fill the tree with the above high frequency words.

