



G D GOENKA PUBLIC SCHOOL SRINAGAR

WINTER ASSIGNMENT


L.K.G

Session 2022-2023



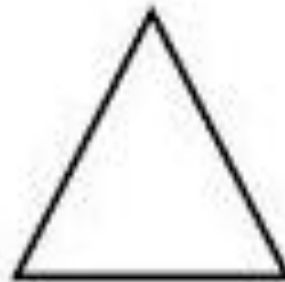




Trace the circles and color them:






Match the similar shapes:



Color the rainbow with different colors.






Identify the shapes and find similar objects of these shapes around you and paste them below.



SQUARE



CIRCLE



TRIANGLE



Write the numbers from 0 to 9.

0				
1				
2				
3				
4				
5				
6				
7				
8				
9				



G.D Goenka Public School

Saderbal, Lal Bazar Srinagar, J&K - 190023 - Affiliated to CBSE Vide No.730090
Email: info@gdgoenkasrinagar.com, Ph. No. 9070102020, 9070103030 - www.gdgoenkasrinagar.com



Draw the values of the given numbers.


0				
1				
2				
3				
4				
5				
6				
7				
8				
9				



Count the objects and write the number.



v





Write the missing numbers.

1) $\underline{\quad} 2 \underline{\quad}$

2) $\underline{\quad} 9 \underline{\quad}$

3) $6 \underline{\quad} 8$

4) $1 \underline{\quad} 3$

5) $5 \underline{\quad} 7$

6) $2 \underline{\quad} 4$

7) $4 \underline{\quad} 6$

8) $8 \underline{\quad} 10$

9) $\underline{\quad} 7 \underline{\quad}$

10) $\underline{\quad} 3 \underline{\quad}$

11) $7 \underline{\quad} 9$

12) $\underline{\quad} 6 \underline{\quad}$

13) $\underline{\quad} 5 \underline{\quad}$

14) $\underline{\quad} 8 \underline{\quad}$


15) $3 \underline{\quad} 5$

16) $\underline{\quad} 1 \underline{\quad}$

17) $0 \underline{\quad} 2$

18) $\underline{\quad} 4 \underline{\quad}$


11



--

11						
11						
11						


12



12							
12							
12							



13



13						
13						
13						

14



14						
14						
14						



15



15						
15						
15						

Draw the values of the following numbers:

11	
12	
13	
14	



G.D Goenka Public School

Saderbal, Lal Bazar Srinagar, J&K - 190023 - Affiliated to CBSE Vide No.730090

Email: info@gdgoenkasrinagar.com, Ph. No. 9070102020, 9070103030 - www.gdgoenkasrinagar.com



Write the numbers from 0 to 15.



خالی جگہوں کو پر کریں

ا ب ت ث

ج خ د ڈ

ر ز س



خالی جگہوں کو پر کریں

ا — پ — ٹ — ج

ح — د — ذ —

ڑ — ش — ض —

ظ — غ —

حروف کو تصویر کے ساتھ ملائے



ج

چ

ح

خ

د

ط

ز

حروف کو تصویر کے ساتھ ملائے۔



ٹ



س



ک



م



پ



حرف تہجی کو ترتیب میں لکھیے۔

--	--	--

ا	پ	ب
---	---	---

--	--	--

ت	پ	ث
---	---	---

--	--	--

ج	چ	ش
---	---	---

--	--	--

ح	د	خ
---	---	---

--	--	--

ذ	ر	ڑ
---	---	---

--	--	--

ژ	ز	ث
---	---	---

--	--	--

ص	س	ش
---	---	---

--	--	--

ط	ظ	ض
---	---	---



حروف تہجی میں رنگ بھریں

ا ب پ ت ٹ ث

ج ح خ د ڈ ذ

ر ژ ز س ش ص ض

ط ظ ع غ ف ق ک گ

ل م ن و ہ ع می ے



حروف تہجی زیر حرکات کے ساتھ

اَ اِ اُ بَ بِ بُ پَ پِ پُ تَ تِ تُ ثَ ثِ ثُ
جَ جِ جُ حَ حِ حُ خَ خِ خُ دَ دِ دُ
ذَ ذِ ذُ رَ رِ رُ زَ زِ زُ سَ سِ سُ
شَ شِ شُ صَ صِ صُ ضَ ضِ ضُ طَ طِ طُ
غَ غِ غُ فَ فِ فُ قَ قِ قُ کَ کِ کُ
مَ مِ مُ نَ نِ نُ وَ وِ وُ ہَ ہِ ہُ
عَ عِ عُ ہَ ہِ ہُ

حرف تہجی کو زیر کا نشان لگائیں

ا	ب	پ	ت
ٹ	ث	ج	چ
ح	خ	د	ڈ
ذ	ر	ڑ	ز
س	ش	ص	ض
ط	ظ	ع	غ
ف	ق	ک	گ
ل	م	ن	و
ہ	ء	ی	اے

حروف تہجی زیر کے ساتھ

ا	ب	پ	ت	
ٹ	ث	ج	چ	ح
خ	د	ڈ	ر	
ڑ	ز	ژ	ش	
ص	ض	ط	ظ	ع
غ	ف	ق	ک	گ
ل	م	ن	و	ہ
	ع	ی	ے	



حروف تہجی کو زیر کا نشان لگائیں

ا	ب	پ	ت
ٹ	ث	ج	چ
ح	خ	د	ڈ
ذ	ر	ڑ	ز
س	ش	ص	ض
ط	ظ	ع	غ
ف	ق	ک	گ
ل	م	ن	و
ہ	ء	ی	اے



حروف تہجی پر پیش کا نشان لگائیں

ا	ب	پ	ت
ٹ	ث	ج	چ
ح	خ	د	ڈ
ذ	ر	ڑ	ز
س	ش	ص	ض
ط	ظ	ع	غ
فا	قا	کا	گا
ل	م	ن	و
ہ	ء	ی	اے



حروف پر نکتے لگائیں

ا ا ا ا ا

ح ح ح ح ح

ر ر ر ر ر

ص ص ص ص ص

و و و و و


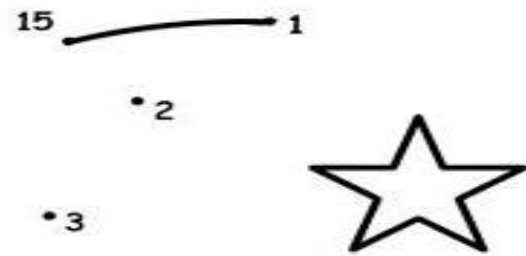
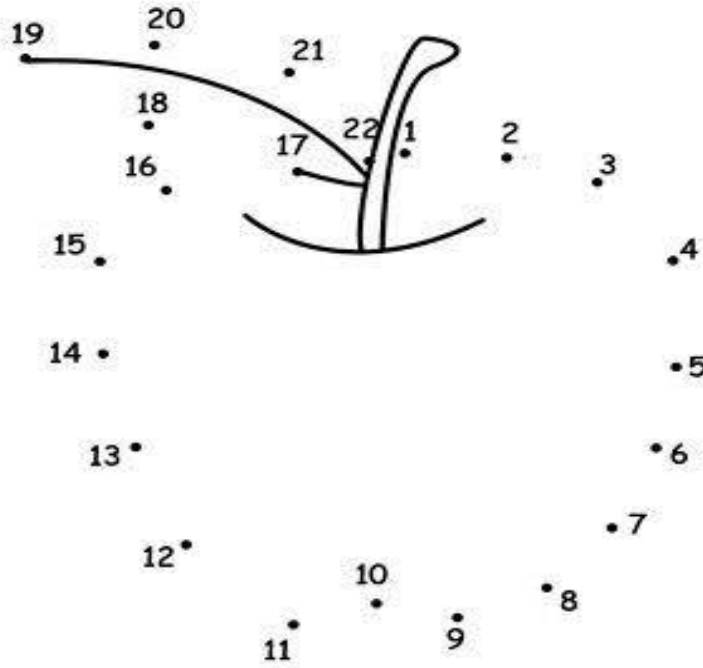
خ خ خ خ خ

سرگرمی / پروجیکٹ ورک

انٹرنیٹ کی سہولت یا پرانی کتاب میں سے سبزیوں کی تصویری لے اور پھر ان سبزیوں کو اپنے ودک شیٹ پر پیسٹ کریں اور پھر ان سبزیوں کے ابتدائی حرف لکھے۔



Connect the dots to make an Apple and a Moon and color the pictures.






Color by numbers

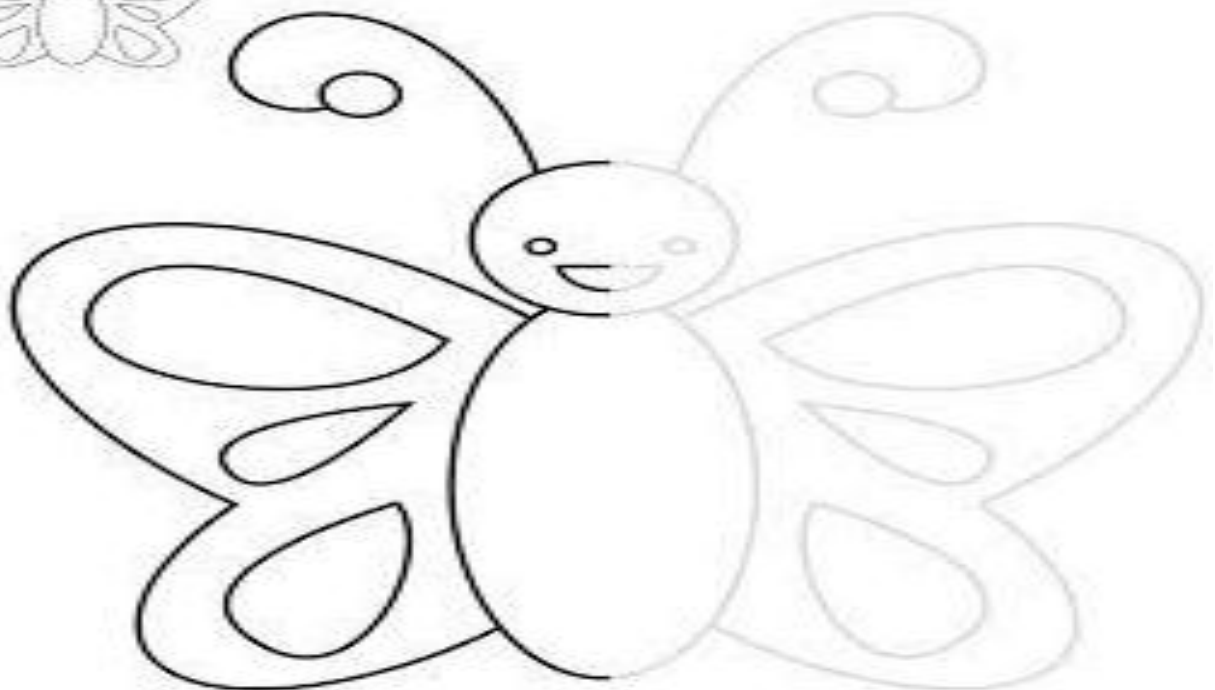

1. Blue

2. Yellow

3. Red



Draw the other side of butterfly





Handprint drawing (Making Giraffe)


Draw the outline of your hand as shown in the sample picture and color the picture.






Handprint drawing (Making Zebra)

Draw the outline of your hand as shown in the sample picture and color the picture.

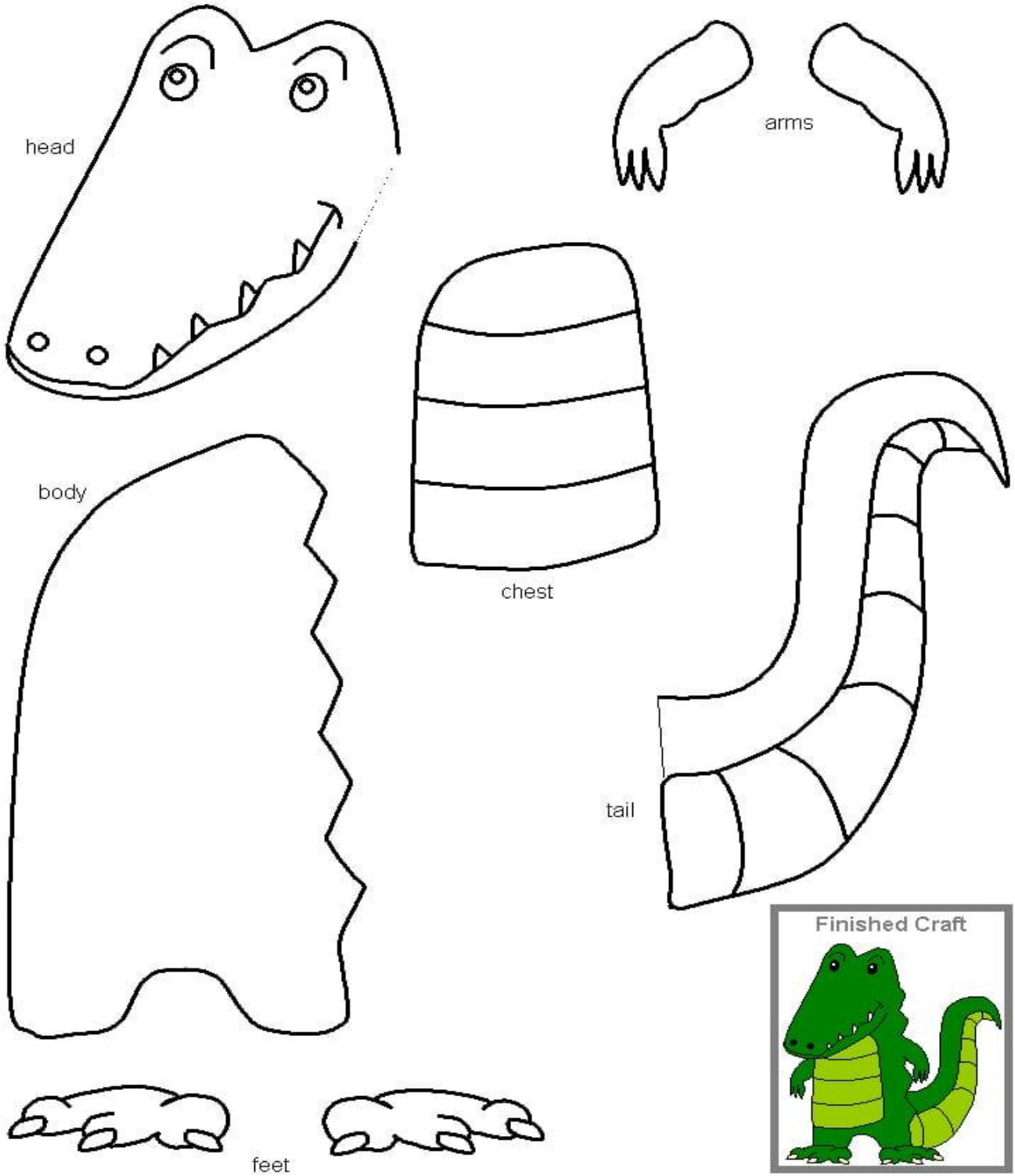


Color the picture and then arrange the cut outs on another paper to make a tiger as shown in the finished craft and paste it with glue.





Color the picture and then arrange the cut outs on another paper to make a dinosaur as shown in the finished craft and paste it with glue.






Leaf Art: Take few leaves and arrange them as shown in the sample picture to make a Fish.





Make teddy bear collage by crumpling the papers





Make a Christmas tree using water color





G.D Goenka Public School

Saderbal, Lal Bazar Srinagar, J&K - 190023 - Affiliated to CBSE Vide No.730090


Email: info@gdgoenkasrinagar.com, Ph. No. 9070102020, 9070103030 - www.gdgoenkasrinagar.com



Draw a fruit basket and color it.



Draw an aquarium and color it.





Upper case A to Z

A series of horizontal lines for handwriting practice, alternating between red and blue lines.



G.D Goenka Public School

Saderbal, Lal Bazar Srinagar, J&K - 190023 - Affiliated to CBSE Vide No.730090
Email: info@gdgoenkasrinagar.com, Ph. No. 9070102020, 9070103030 - www.gdgoenkasrinagar.com



Lower case a to z

A series of horizontal lines for handwriting practice, consisting of alternating red and blue lines.

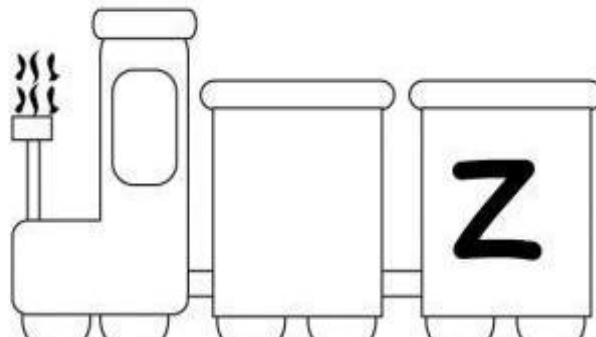
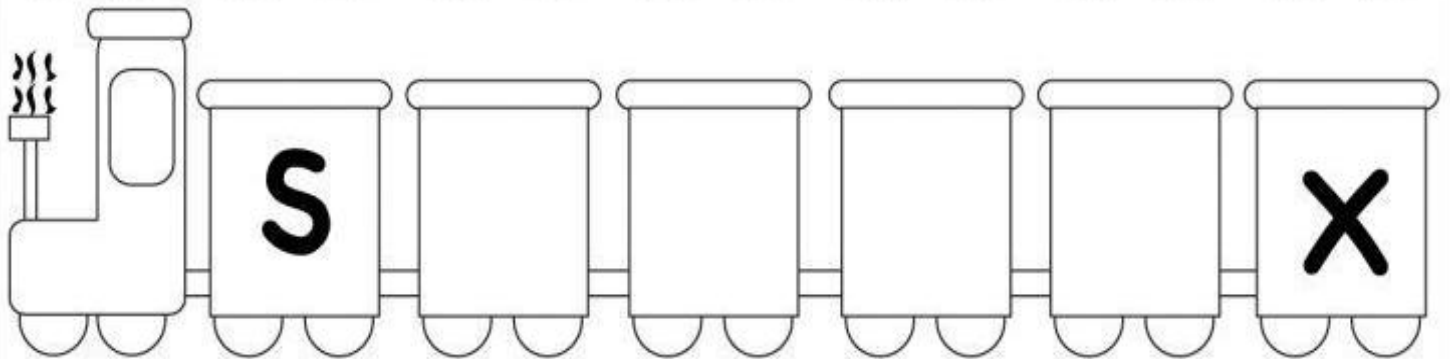
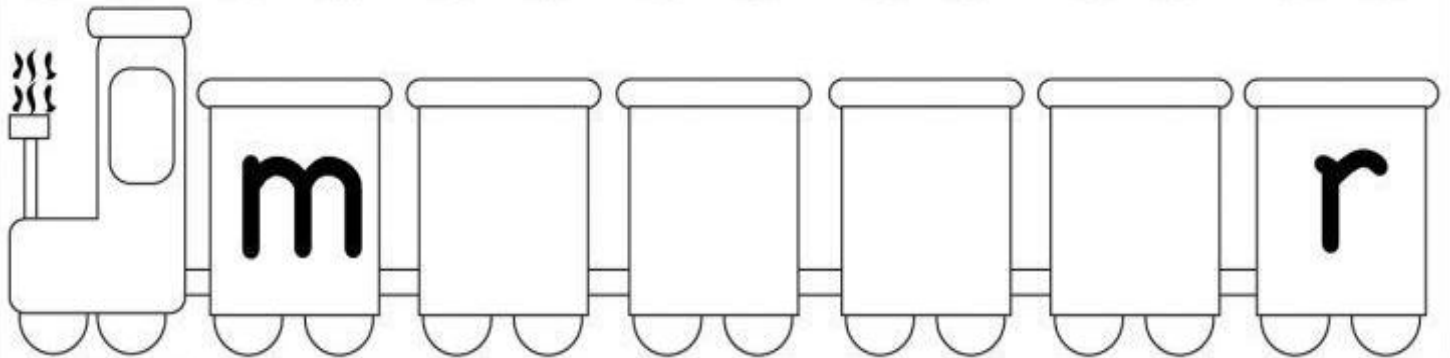
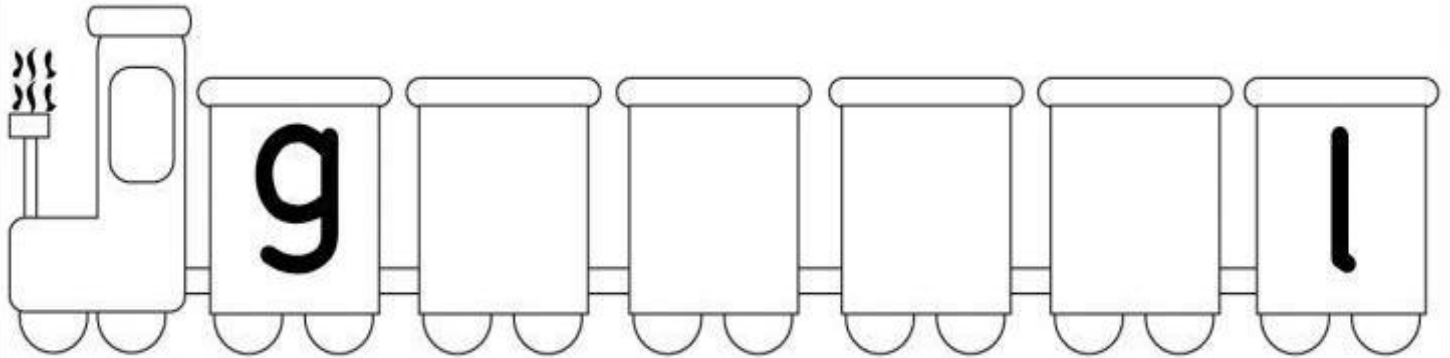
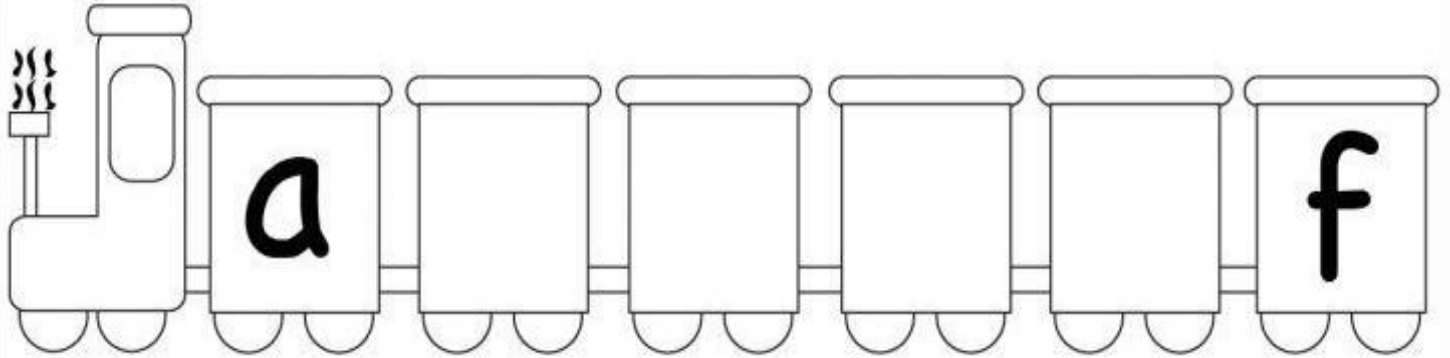


Color this house with different crayons.





Fill in the missing letters





Match the letters with their associated pictures.

C



H



M



R



W





Circle the matching lower case letters in each row.

A	c	a	e	h
B	v	n	b	l
C	a	w	e	c
D	d	l	t	i
E	b	m	x	e
F	e	o	f	p
G	h	g	r	s
H	v	a	h	r
I	c	a	i	p
J	t	y	o	j
K	k	x	d	u
L	o	l	a	t
M	b	m	n	w



Circle the matching lower case letters in each row.

N	u	j	m	n
O	h	g	o	s
P	p	t	r	h
Q	q	a	t	p
R	w	r	u	x
S	s	t	r	a
T	g	l	q	t
U	t	u	k	f
V	u	j	v	y
W	x	p	o	w
X	y	x	r	h
Y	w	p	t	y
Z	z	r	u	x



High frequency word "as"

Trace

studyzoneinstitute.com

as as as

Color

as

Write



Missing letter

a _____

Find and Circle

as she an as the
at as an am as be
an or he she at



High frequency word "at"

Trace

at at at

Color

at

Write

Missing letter

a _____

Find and Circle

he at he at the
at of an am at be an
or he she at



High frequency word "an"

Trace

an an an

studycart24.com

Color

an

Write



Missing letter

a _____

Find and Circle

he she an at the
at of an am as be
an or at she an



High frequency word "am"

Trace

am am am

Color

am

Write



Missing letter

a _____

Find and Circle

he she am or
the at of an am as
be am or he she at