G. D. GOENKA PUBLIC SCHOOL SRINAGAR

Subject: Activity

Topic: kite Making

Date: 12-04-2022

Day: Tuesday

Note: This Pdf is not to be printed.

OBJECTIVES OF THE ACTIVITY:

- Fine Motor Skill Development
- Development of Imagination
- Learning by doing
- Learning by Visualization
- Recognization of Colour " Blue" and shape " Square' '
- Temporal and spatial skill Development

Material Required:

- Scrapbook
- Blue Crayon
- White Glue
- White chart paper
- Satin ribbon
- Scissors

GDGPS

Edit with WPS Office

Let's Get Started

1. Take a white chart paper and draw a square with the blue crayon.



2. Now cut it from the boundaries in the shape of square and colour it with blue crayon. This is to be done under the supervision of a teacher.



Edit with WPS Office

3. Take the satin ribbon and with the help of a glue paste the ribbon on the two edges of the square to form a kite.



4. Your kite is ready now! Paste it on scrapbook.

Note: This activity has been done in the Classroom last week.

Thank You

GDGPS

Edit with WPS Office