
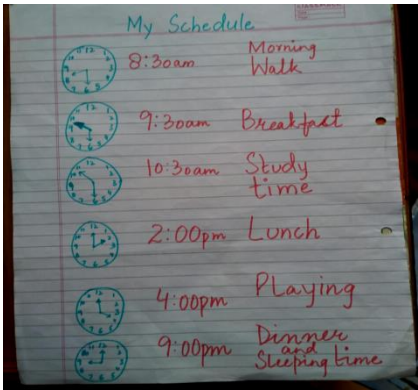


Aspect-Bridging Assignment

Grade- 2 going to Grade 3

Session 2021-22

Note: The given content need not to be printed.

Bridging Plan Week-2		Date :-03.1.2022-08-01.2022
Weekly Assignment		Home Assessment
1.	<p><u>Project</u> Time Machine</p> <p>This activity is integrated with English and Art. This activity correlates with the concept of Time-Present Tense, Past Tense and Future tense.</p> <p>Material required: Pair of scissors, colored or white sheet of papers, crayons, and glue-stick.</p> <p><u>Hands-on-Activity:</u> Make a model 'Time Machine' as shared in the sample picture;</p> 	<p><u>Reading skills:</u> Students will read the passage given below about Time (present, past and future)</p> <p><u>Writing:</u></p> <ul style="list-style-type: none"> ✓ Students will be writing their set of agenda where they will be mentioning the plans of their activities (to-do list) along with the time of performing the plans. ✓ Draw Analog clocks that show the time of work you do; as shown in sample picture. 
<p>Dear Students, The given task will be checked by the teacher every Monday in the online session.</p>		

Learning Objectives:

- ✓ To provide kids a primary understanding about the importance of time.
- ✓ Clock is a device used to measure time, to make students understand that every work needs to be done on time.
- ✓ To heighten the students about the difference of Present, Past and Future tense.
- ✓ To make students understand the importance of Yesterday, Today and Tomorrow.
- ✓ To enhance the cognitive and critical thinking among students by distinguishing between events that occurs in the a.m. and p.m.

Read the passage carefully and highlight the Present tense in yellow ■ colour, past tense in ■ green.

My Beautiful Garden



On Monday at 10: am.

Meet Radha, a very sweet and intelligent girl. One day she went to her garden and saw beautiful roses' that she had planted before a month. Radha wants to plant more flowers so she decided to get some flower pots from the market to plant some plants in her small garden. So, Radha went to the market on the same day at the same time (Monday) and brought 13 flower plants of rose. Radha needs more flower pots so she decided to go to the market on Wednesday.


On Wednesday at 4 pm Radha went to the market again and brought 24 flower pots of jasmine. Sachin, (Radha's younger brother) saw Radha gardening and requested Radha that he also likes to plant some flower pots in her garden. Radha happily accepted his request and both (Radha and Sachin) went to the Market at 1 pm and brought 15 flower pots of Tulip and 26 Flower pots of Pansy.

- ✓ **Calculate the total number of flower pots brought by Radha alone.**

- ✓ Calculate the no. of flower pots brought by Radha and Sachin together.

Activity Time

Students will make a flower pot as shown in the sample picture, write the statements for the given story and then do the calculations as instructed.



Work Time

Instructions:

1. Students are recommended to complete the assigned work on loose sheets of A4 size.
2. Use of pencil for writing purpose will be preferred.
3. Students are instructed to maintain a diary and write on it everyday, decorate it with stickers, drawing or any picture.
4. The attempted work/project should be kept in safe custody as they are to be submitted to the school once the school reopens.
5. Students are also encouraged to keep up their writing of tables everyday in order to improve their multiplication.