



**G.D.GOENKA PUBLIC SCHOOL, SRINAGAR**

Dated: 11-10-2021


Activity: Matchstick pasting.

Objectives of the Activity :

- Fine Motor Skill development
- Eye-Hand Coordination
- Spatial and temporal skill development
- Identification of numbers and their sequence.

MATERIAL REQUIRED:



1. Scrapbook /craft paper
2. Pencil /marker
3. Eraser
4. Sharpner
5. Glue.
6. Match sticks



## Let's get started:


Take your scarpbook and start writing numbers on it from 0 to 9

Like this:



Now carefully apply glue, opposite to the number and start pasting matchsticks to show it's number value:

Like this :



Our final picture will be like this:



Finally we are done with matchstick pasting.

Thankyou.....