



Dated: 30-10-2021

Activity: Thumb impression (value of numbers)

Objectives of the Activity :

- Fine Motor Skill development
- Eye-Hand Coordination
- Spatial and temporal skill development
- Identification of numbers and their value.

MATERIAL REQUIRED:.



1. Plain paper.
2. Pencil.
3. Eraser
4. Sharpener
5. Marker
6. Poster colours.
7. Small plate



Let's get started:



Take A4 size paper

Write numbers randomly from 0 to 9 as shown in the picture





Now, take poster color and put it on the plate, dip your thumb in colour and make the thumbprint opposite to the number showing it's value.

Like this:



Our final picture will be like this:



Finally we are done with thumbprint impression activity.

Thankyou.....