



G.D. GOENKA PUBLIC SCHOOL

SUBJECT: COMPUTER SCIENCE

CHAPTER 6: More on MS Paint

Week 14: Day 01 Tuesday (Date:26-10-2021)

Note: This PDF is not to be printed.

Objective:

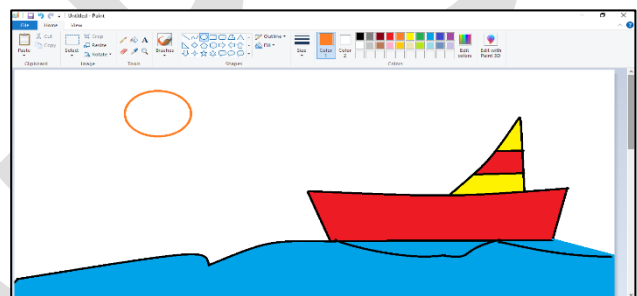
By the end of this topic students will be able to understand about:

- Color picker tool

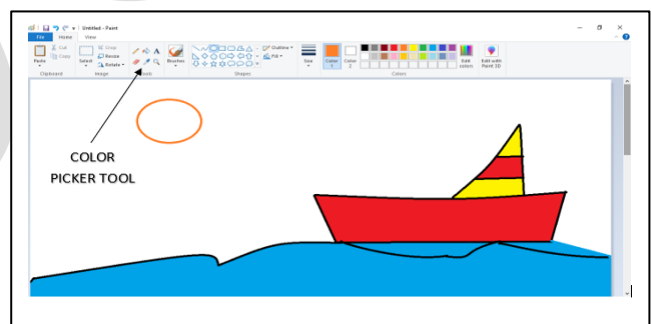
Color picker tool:

For using color picker tool follow the given steps:

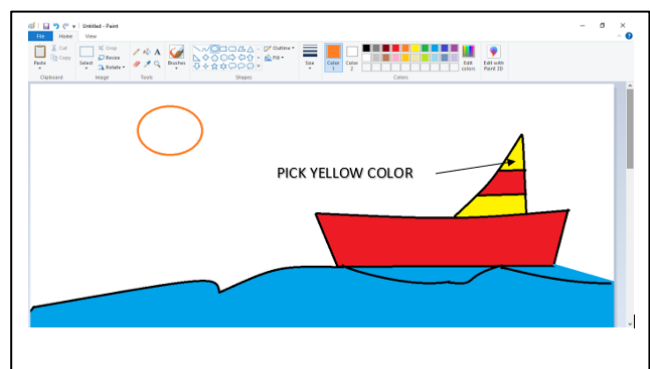
1. Draw a small circle for the sun.



2. Select the Color Picker tool from the tools group.



3. Move the mouse pointer to the sail and pick yellow color from it.



4. Then pointer changes into Fill with color shape. Now bring the pointer on the circle on which you want to apply the colour and click once.

