







جی ڈی گوینکا پبلک اسکول۔

اردو۔ آج کا سبق۔

"ب" کا خاندان۔





بِسْمِ اللَّهِ الرَّحْمَنِ الرَّحِيمِ



Three horizontal boxes for handwriting practice. The first two boxes contain four dashed crescent shapes, each with a small circle below it. The third box contains four small black dots, one in each of the four positions.




Three horizontal boxes for handwriting practice. The first two boxes contain four dashed crescent shapes, each with two small circles below it. The third box contains four small black dots, one in each of the four positions.



Handwriting practice for the letter 'ب' (Ba) with two dots. It consists of three rows: the first two rows contain four dashed 'ب' characters for tracing, and the third row contains four dots for independent writing.

ب



ب



Handwriting practice for the letter 'ب' (Ba) with one dot. It consists of three rows: the first two rows contain four dashed 'ب' characters for tracing, and the third row contains four dots for independent writing.

Handwriting practice for the letter 'ب' (Ba) with three dots. It consists of three rows: the first two rows contain four dashed 'ب' characters for tracing, and the third row contains four dots for independent writing.

ب



A yellow banner at the bottom of the page for independent writing. It features five horizontal lines with small red dots above them, and a red circular stamp on the right containing the word 'نقطه' (Niqat) in Arabic script.

شکر ہے